

SIL Investments Limited

91st ANNUAL REPORT

2025

A target icon with concentric circles and a red arrow hitting the bullseye, positioned between the digits '0' and '2' of the year '2025'.

BOARD OF DIRECTORS

Mr. C. S. Nopany, Chairman
Mr. Abhrajit Dutta
Mr. Shrikant Mantri
Mr. Sanjay Kumar Maheswary
Mrs. Shalini Nopany, Managing Director
Mr. Brij Mohan Agarwal, Director-in-Charge

AUDITORS

M/s. DMKH & Co.,
Chartered Accountants,
803-804, Ashok Heights, NICCO Circle,
Old Nagardas Lane, Gundavali,
Andheri East, Mumbai - 400 069

BANKERS

Punjab National Bank
ICICI Bank

REGISTERED OFFICE

Pachpahar Road,
Bhawanimandi - 326 502.
(Rajasthan).

CONTENTS	PAGE NO.
Directors' Report	2
Auditors' Report	60
Balance Sheet	70
Profit & Loss Statement	71
Cash Flow Statement	72
Statement of Changes in Equity	73
Notes to Accounts	74
Auditors' Report on Consolidated Financial Statements	113
Consolidated Balance Sheet	121
Consolidated Profit & Loss Statement	122
Consolidated Cash Flow Statement	123
Consolidated Statement of Changes in Equity	124
Consolidated Notes to Accounts	125

SIL INVESTMENTS LIMITED

DIRECTORS' REPORT

To the members of

SIL INVESTMENTS LIMITED

Your Directors are pleased to present the Ninety-First Annual Report on the business of your Company alongwith the audited financial statements for the year ended 31st March, 2025.

FINANCIAL RESULTS

The financial statements of the Company have been prepared in accordance with the Indian Accounting Standards (Ind AS) notified under Section 133 of the Companies Act, 2013 ('the Act') read with Companies (Accounts) Rules, 2014. The financial statements for the financial year ended 31st March, 2025 as well as comparative figures for the year ended 31st March, 2024 are Ind AS compliant.

The financial highlights of your Company for the year ended 31st March, 2025 are summarized as follows:

(Rs. in lakhs)

Particulars	Standalone		Consolidated	
	Year ended 31 st March, 2025	Year ended 31 st March, 2024	Year ended 31 st March, 2025	Year ended 31 st March, 2024
Total Income	4,583.40	4,277.04	5,634.06	5,427.86
EBITDA	3,650.05	3,372.29	4,446.09	4,354.07
Less: Depreciation	225.09	140.06	256.00	170.99
EBIT	3,424.96	3,232.23	4,190.09	4,183.08
Less: Finance Cost	-	43.38	0.87	43.72
Profit before tax	3,424.96	3,188.85	4,189.22	4,139.36
Less: Tax	775.57	801.28	1,059.79	1,137.34
Profit after Tax	2,649.39	2,387.57	3,129.43	3,002.02

Your Company proposes to transfer an amount of Rs. 265.00 lakhs to General Reserves and Rs. 530.00 lakhs to Reserve Fund.

There have been no material changes and commitments affecting the financial position of the Company which have occurred between the end of financial year and the date of this Report.

There has been no change in the nature of business of the Company.

DIVIDEND

Your Directors are pleased to recommend a dividend of 25% i.e. Rs. 2.50 per equity share for the year ended 31st March, 2025, subject to approval by the members' at the forthcoming Ninety-First Annual General Meeting (AGM) of the Company. The total outgo on account of dividend to the members will be Rs. 264.90 lakhs.

SUBSIDIARIES

Your Company has five subsidiaries (four Indian and one Foreign) viz. RTM Investment & Trading Company Limited, SCM Investment & Trading Company Limited, RTM Properties Limited, SIL Properties Limited and SIL International Pte. Limited. The highlights of financial performance of subsidiaries for the financial year 2024-25 are disclosed in Form AOC - 1.

During the year under review, RTM Investment & Trading Company Limited and SCM Investment & Trading Company Limited qualify as material unlisted subsidiaries of the Company. Pursuant to Regulation 24A of the Securities and Exchange Board of India (Listing Obligations and Disclosure Requirements) Regulations,

2015 as amended ('Listing Regulations, 2015'), the Secretarial Audit Reports of these companies form part of this Report.

In accordance with Section 136 of the Act, as amended, the audited financial statements, (including the consolidated financial statements and related information of the Company and audited accounts of each of its subsidiaries), are available on the website of your Company: www.silinvestments.in. These documents will also be available for inspection during business hours at the Registered Office.

Further, pursuant to the provisions of Indian Accounting Standard 110 (Ind AS - 110) prescribed under the Companies (Accounting Standards) Rules, 2006, and as prescribed by the Listing Regulations, 2015, consolidated financial statements presented by the Company include financial information of subsidiary companies, which forms part of the Annual Report. The Board of Directors of the Company have approved a policy for determining material subsidiaries in line with Listing Regulations, 2015. The policy has been uploaded on the Company's website and is available at the web link: <https://www.silinvestments.in/pdfs/Policy/MaterialSubsidiaryPolicy.pdf>

PUBLIC DEPOSITS

Your Company has neither invited nor accepted/renewed any deposits from the public under Chapter V of the Act during the year under review. There are no unclaimed deposits, unclaimed/unpaid interest, refunds due to the deposit holders or to be deposited to the Investor Education and Protection Fund as on 31st March, 2025.

PARTICULARS OF LOANS, GUARANTEES AND INVESTMENTS

Your Company is a Non-Banking Financial Company registered with the Reserve Bank of India ('RBI') and engaged in the business of investments and lending activities. In view thereof, the Company is exempted from giving disclosures of particulars of loans, guarantees and investments as required under Section 186 of the Act and hence the said particulars have not been given in this Report.

Pursuant to Regulations 34(3) of the Listing Regulations, 2015, the particulars of loans/advances have been disclosed in the notes to financial statements.

CAPITAL ADEQUACY RATIO

Your Company's Capital to Risk Assets Ratio (CRAR) calculated in line with the Non-Banking Financial (Non-Deposit Accepting or Holding) Companies Prudential Norms (Reserve Bank) Directions, 2007 (RBI Directions) is above the regulatory requirement of 15%. Your Company's asset size is Rs. 2,83,759.55 lakhs. Pursuant to the guidelines/directions issued by the RBI as applicable to a Non-Banking Finance Company (NBFC), your Company obtains a certificate from the Statutory Auditors of the Company in this regard every year.

SHARE CAPITAL

The paid up Equity Share Capital as on 31st March, 2025 was Rs. 10,59,58,600/- comprising of 1,05,95,860 Equity Shares of Rs.10/- each. Your Company's Equity Shares are listed on BSE Limited and National Stock Exchange of India Limited.

TRANSFER TO THE INVESTOR EDUCATION AND PROTECTION FUND

Pursuant to the provisions of Section 124 of the Act, the declared dividend which remained unclaimed for a period of seven years has been transferred by the Company to the Investor Education and Protection Fund established by the Central Government pursuant to Section 125 of the Act.

MANAGEMENT DISCUSSION AND ANALYSIS REPORT

The detailed review of operations, state of affairs, performance and outlook of the Company is given separately in the Management Discussion and Analysis Report as required under Regulation 34 of the Listing Regulations, 2015 as "Annexure - I" to this Report.

BOARD OF DIRECTORS AND KEY MANAGERIAL PERSONNEL

Your Company's Board comprises of six Directors, four of whom are Non-executive Directors (of which three are Independent Directors) and two Executive Directors viz., a Managing Director and an Executive Director designated as Director-in-Charge. The Non-executive Directors are eminent professionals with vast experience in the area of industry, finance and law.

The following changes have taken place in the Directors and Key Managerial Personnel during the year under review and up to the date of this report:

Mr. Sanjay Goenka (DIN: 00420444) completed his second term as an Independent Director, and ceased to be a Director of the Company w.e.f. 23rd August, 2024. Mr. Sanjay Kumar Maheswary (DIN: 00497335) was appointed as an Independent Director of the Company for a period of five (5) years from 24th June, 2024.

Mrs. Shalini Nopany (DIN: 00077299) was re-appointed as Managing Director of the Company for a further period of 3 (three) years w.e.f. 25th January, 2025.

Mr. Manoj Kumar Jain was appointed as the Chief Financial Officer and Key Managerial Personnel of the Company w.e.f. 01st September, 2024 in accordance with the provisions of Section 203 of the Act read with the Companies (Appointment and Remuneration of Managerial Personnel) Rules, 2014, in place of Mr. Vikas Baheti, who resigned as Chief Financial Officer and Key Managerial Personnel of your Company effective close of business hours on 31st August, 2024.

DIRECTOR RETIRING BY ROTATION

In accordance with the provisions of the Act and in terms of the Articles of Association of the Company, Mr. C. S. Nopany (DIN: 00014587) retires by rotation and is eligible for re-appointment at the forthcoming AGM. The Board of Directors of your Company commend the appointment.

Necessary resolution seeking approval of the members for the proposed re-appointment of Director, along with his brief profile and terms of re-appointment, have been incorporated in the Notice of the ensuing AGM.

INDEPENDENT DIRECTORS

The Independent Directors of the Company have been appointed by the members for a fixed term of 5 (five) consecutive years from their respective dates of appointment/regularization in the AGM and they are not liable to retire by rotation as per requirements of the Act and Listing Regulations, 2015.

The Company's Independent Directors have submitted requisite declarations confirming that they continue to meet the criteria of independence as prescribed under Section 149(6) of the Act and Regulation 16(1)(b) of the Listing Regulations, 2015. The Independent Directors have also confirmed that they have complied with Schedule IV of the Act and the Company's Code of Conduct.

The Board is of the opinion that the Independent Directors of the Company possess requisite qualifications, experience and expertise in the fields of finance, investments, stock market operations, people management, strategy, planning and execution, auditing, tax, risk management and corporate governance systems and practices; and they hold highest standards of integrity.

The Independent Directors of the Company have registered themselves with the Indian Institute of Corporate Affairs, Manesar ('IICA') as required under Rule 6 of Companies (Appointment and Qualification of Directors) Rules, 2014.

BOARD EFFECTIVENESS

FAMILIARIZATION PROGRAMME

Pursuant to Regulation 25(7) of Listing Regulations, 2015, the details of the familiarization programme imparted to Independent Directors are uploaded on the website of the Company and available at the web link:

<https://www.silinvestments.in/pdfs/SIL-FamiliarisationProg-IndependentDirectors.pdf>

The familiarization programme seeks to familiarize the Independent Directors with the working of the Company, their roles, rights and responsibilities, vis-à-vis the Company, the industry in which the Company operates, business model, etc.

BOARD EVALUATION

Pursuant to the provisions of the Act and Listing Regulations, 2015, the Board has carried out an evaluation of its own performance and of the Directors individually, as well as the evaluation of the working of the Board Committees. The manner of evaluation has been explained in the Corporate Governance Report.

CRITERIA FOR SELECTION OF DIRECTORS, KEY MANAGERIAL PERSONNEL AND SENIOR LEADERSHIP POSITIONS AND THEIR REMUNERATION

The Board on the recommendation of the Nomination and Remuneration Committee has framed a policy for selection and appointment of Directors, Senior Management Personnel and determining their remuneration. The policy is available on the Company's website at the web link: <https://silinvestments.in/pdfs/Policy/RemunerationPolicy.pdf>. The policy contains, inter alia, principles governing Director's appointment and remuneration, including

criteria for determining qualifications, positive attributes, independence of Directors, etc.

KEY MANAGERIAL PERSONNEL

Pursuant to the provisions of Sections 2(51) and 203 of the Act read with The Companies (Appointment and Remuneration of Managerial Personnel) Rules, 2014, the following are the Key Managerial Personnel of the Company:

- Mrs. Shalini Nopany, Managing Director;
- Mr. Brij Mohan Agarwal, Director-in-Charge;
- Mr. Manoj Kumar Jain, Chief Financial Officer; and
- Mr. Lokesh Gandhi, Company Secretary & Compliance Officer.

MEETINGS OF THE BOARD

A calendar of prospective meetings is prepared and circulated in advance to the Directors. During the year, seven Board meetings were convened. The details of Board and Committee meetings held during the year under review are given in the Corporate Governance Report forming part of this Annual Report. The gap between these meetings was within the period prescribed under the Act and Listing Regulations, 2015.

RELATED PARTY TRANSACTIONS

All Related Party Transactions that were entered into during the financial year were on an arm's length basis and were in the ordinary course of business.

All Related Party Transactions are placed before the Audit Committee and also the Board for approval. Prior omnibus approval of the Audit Committee is obtained on an annual basis for transactions which are of a foreseen and repetitive nature. A detailed statement of such Related Party Transactions entered into pursuant to the omnibus approval so granted are placed before the Audit Committee for their review on a quarterly basis. Suitable disclosures as required by the Indian Accounting Standards (Ind AS 24) have been made in the notes to financial statements. Form No. AOC - 2 is annexed to this Report.

Your Company has formulated a Related Party Transactions policy for the purpose of identification and monitoring of such transactions. The policy on Related Party Transactions as approved by the Board is uploaded on the Company's website and is available at the web link:

<https://www.silinvestments.in/pdfs/Policy/PolicyonRelatedPartyTransactions.pdf>

INTERNAL FINANCIAL CONTROL SYSTEMS

Your Company's Internal Financial Control systems are robust, comprehensive and commensurate with the nature, size, scale and complexity of its business. The system covers all major processes to ensure reliability of financial reporting, compliance with policies, procedures, laws and regulations, safeguarding of assets and economical and efficient use of resources.

The Internal Auditors continuously monitor the efficacy of internal controls with the objective of providing to the Audit Committee and the Board of Directors, an independent, objective and reasonable assurance on the adequacy and effectiveness of the Company's risk management with regard to the internal control framework.

The policies and procedures adopted by the Company ensure orderly and efficient conduct of its business, adherence to the Company's policies, prevention and detection of fraud and errors, accuracy and completeness of records and timely preparation of reliable financial information.

The Audit Committee actively reviews adequacy and effectiveness of internal control systems and suggests improvements for strengthening them in accordance with business dynamics, if necessary. The Audit Committee also meets the Company's Statutory Auditors to ascertain their views on the financial statements, including the financial reporting system and compliance of accounting policies and procedures followed by your Company.

AUDITORS REPORT

The Board has duly reviewed the Statutory Auditors' Report on the financial statements including notes to the financial statements. The Report given by the Auditors on the financial statements of the Company forms part of this Report. There has been no qualification, reservation, adverse remark, reporting of any fraud including under section 143(12) of the Act or disclaimer given by the Auditors in their Report.

SECRETARIAL AUDIT

Pursuant to provisions of Section 204 of the Act and The Companies (Appointment and Remuneration of Managerial Personnel) Rules, 2014, the Board had appointed M/s. R. Chouhan & Associates, Company Secretaries in Practice, to undertake the

Secretarial Audit of the Company for the year under review. The Secretarial Audit Report does not contain any qualification, reservation, adverse remark or disclaimer and is annexed to this Report.

In addition to the above and pursuant to SEBI circular dated 8th February, 2019, a Report on Secretarial Compliance for the financial year 2024-25 has been submitted to stock exchanges.

AUDITORS

STATUTORY AUDITORS

In terms of the RBI Guidelines for Appointment of Statutory Auditors, the Company had appointed M/s. DMKH & Co., Chartered Accountants (ICAI Firm Registration Number: 0116886W) as the Statutory Auditors of the Company for a period of three years commencing from the conclusion of the 90th AGM till the conclusion of the 93rd AGM of the Company to be held in the year 2027. The Statutory Auditors have confirmed that they satisfy the independence criteria and eligibility required under the Act, RBI guidelines and the Code of Ethics issued by the Institute of Chartered Accountants of India.

INTERNAL AUDITORS

The Board of Directors on the recommendation of the Audit Committee have re-appointed M/s. P. C. Gupta & Co., Chartered Accountants, Bhawanimandi, Rajasthan (Firm Registration Number: 012215C) as Internal Auditors of the Company. M/s. P. C. Gupta & Co. have confirmed their eligibility and have granted their consent to act as Internal Auditors of the Company.

SECRETARIAL AUDITORS

Pursuant to the amended provisions of Regulation 24A of the Listing Regulations, 2015 and Section 204 of the Act read with Rule 9 of the Companies (Appointment and Remuneration of Managerial Personnel) Rules, 2014, the Audit Committee and the Board of Directors have approved and recommended the appointment of M/s. CSM & Co., peer reviewed firm of Company Secretaries in Practice (Firm Registration Number: P2025RJ105300) as Secretarial Auditors of the Company for a term of 5 (five) consecutive years to hold office from the conclusion of the ensuing AGM till the conclusion of the 96th (Ninety Sixth) AGM of the Company to be held in the year 2030, for approval of the members at the ensuing AGM of the Company. A brief profile and other details of M/s. CSM & Co.

are separately disclosed in the Notice of the ensuing AGM. M/s. CSM & Co. have given their consent to act as the Secretarial Auditors of the Company and confirmed that their appointment (if made) would be within the prescribed limits under the Act and Rules made thereunder and Listing Regulations, 2015.

They have also confirmed that they are not disqualified to be appointed as Secretarial Auditors in terms of the provisions of the Act and Rules made thereunder and Listing Regulations, 2015.

RISK MANAGEMENT

As required under Regulation 17(9) of the Listing Regulations, 2015, your Company has established a well-documented and robust risk management framework. The Board of Directors of your Company have adopted the Risk Management policy which involves identification and prioritization of risk, categorization of risk into high, medium and low based on the business impact and likelihood of occurrence of risks (risk mitigation and control measures).

The Risk Management Committee and the Board reviews the Risk Management Strategy of the Company to ensure effectiveness of the Risk Management policy and procedures.

The Risk Management policy has been uploaded on the Company's website and is available at the web link:

<https://www.silinvestments.in/pdfs/Policy/RiskManagementPolicy.pdf>

ENERGY CONSERVATION, TECHNOLOGY ABSORPTION AND FOREIGN EXCHANGE EARNINGS AND OUTGO

The information with regard to conservation of energy and technology absorption, in terms of Section 134(3)(m) of the Act is not applicable to your Company as your Company has no manufacturing activity. Particulars with regard to Foreign Exchange Earnings and Outgo are given in notes to financial statements.

CORPORATE GOVERNANCE

Your Company is committed to maintain highest standards of ethics and governance, resulting in enhanced transparency for the benefit of all stakeholders. Your Company has implemented all the stipulations enshrined in the Listing Regulations, 2015 and the requirements set out by the Securities and Exchange Board of India. The Report on Corporate Governance forms part of this Report

as “Annexure - II”. The requisite Certificate from M/s. R. Chouhan & Associates, Company Secretaries in Practice, confirming compliance with the conditions of Corporate Governance is annexed to the Report on Corporate Governance, which forms part of this Report.

CORPORATE SOCIAL RESPONSIBILITY

In conformity with Section 135 of the Act and Rules made thereunder, your Company has constituted a Corporate Social Responsibility (“CSR”) Committee to oversee the CSR activities undertaken by the Company. The details of the Committee and its terms of reference are set out in the Corporate Governance Report forming part of the Board’s Report. Your Company has adopted a CSR policy which provides a broad framework with regard to implementation of CSR activities carried out by the Company in accordance with Schedule VII of the Act. The CSR policy may be accessed on the Company’s website at the web link:

<https://www.silinvestments.in/pdfs/Policy/CSRPoly.pdf>

A Report on CSR activities as prescribed under the Act and Rules made thereunder is annexed herewith as “Annexure - III”.

VIGIL MECHANISM/WHISTLE BLOWER POLICY

Your Company has in place a vigil mechanism for Directors and employees to report concerns about unethical behavior, actual or suspected fraud or violation of your Company’s Code of Conduct.

A Whistle Blower policy in terms of Regulation 22 of the Listing Regulations, 2015, has been formulated. Protected disclosures can be made by a whistle blower through an e-mail or dedicated telephone line or a letter to the Chairman of the Audit Committee. Adequate safeguards are provided against victimization to those who avail of the vigil mechanism. The Whistle Blower policy may be accessed on the Company’s website at the web link:

[https://www.silinvestments.in/pdfs/Policy/](https://www.silinvestments.in/pdfs/Policy/WhistleBlowerPolicy.pdf)

[WhistleBlowerPolicy.pdf](https://www.silinvestments.in/pdfs/Policy/WhistleBlowerPolicy.pdf)

PREVENTION OF SEXUAL HARASSMENT AT WORKPLACE

As required under the Sexual Harassment of Women at Workplace (Prevention, Prohibition & Redressal) Act, 2013 and Rules framed thereunder, your Company has implemented a policy on prevention, prohibition and redressal of sexual harassment at the workplace. This has been widely communicated internally. During

the year under review, the Company has not received any complaint pertaining to sexual harassment.

ANNUAL RETURN

Pursuant to the provisions of Section 134(3)(a) and Section 92(3) of the Act read with Rule 12 of the Companies (Management and Administration) Rules, 2014, a copy of the Annual Return of the Company for the financial year ended 31st March, 2025 is uploaded on the website of the Company and can be accessed at www.silinvestments.in

COMPLIANCE OF ACCOUNTING STANDARDS

As per requirements of Listing Regulations, 2015 and applicable Accounting Standards, your Company has made proper disclosures in the financial statements. The applicable Accounting Standards have been duly adopted pursuant to the provisions of Sections 129 and 133 of the Act.

COMPLIANCE OF SECRETARIAL STANDARDS

Your Company has complied with Secretarial Standards issued by the Institute of Company Secretaries of India and forming part of the Act, on meetings of the Board of Directors and General Meetings.

CONSOLIDATED FINANCIAL STATEMENTS

The audited consolidated financial statements based on the financial statements received from the subsidiaries, as approved by their respective Boards have been prepared in accordance with Indian Accounting Standard 110 (Ind AS - 110) on ‘Consolidated Financial Statements’ notified under Section 133 of the Act, read with Companies (Accounting Standards) Rules, 2006, as applicable.

PARTICULARS OF EMPLOYEES

Disclosures pertaining to remuneration and other required information pursuant to Section 197(12) of the Act read with Rule 5 of The Companies (Appointment and Remuneration of Managerial Personnel) Rules, 2014, in respect of employees of the Company, is provided herewith as “Annexure - IV”, and forms part of this Report.

DIRECTORS’ RESPONSIBILITY STATEMENT

To the best of their knowledge and belief and according to the information and explanations obtained, your Directors make the following statements in terms of Section 134(3)(c) of the Act:

- a. that in preparation of the annual financial statements for the year ended 31st March, 2025,

applicable Accounting Standards have been followed alongwith proper explanation relating to material departures, if any;

- b. that such accounting policies have been selected and applied consistently and judgment and estimates have been made that are reasonable and prudent so as to give a true and fair view of the state of affairs of the Company as at 31st March, 2025 and of the profit of the Company for the year ended on that date;
- c. that proper and sufficient care has been taken for the maintenance of adequate accounting records in accordance with the provisions of the Act for safeguarding the assets of the Company and for preventing and detecting fraud and other irregularities;
- d. that the annual financial statements have been prepared on a going concern basis;
- e. that proper internal financial controls were in place and that the financial controls were adequate and were operating effectively; and
- f. that systems to ensure compliance with the provisions of all applicable laws were in place and were adequate and operating effectively.

STATUTORY DISCLOSURES

The Directors state that there being no transactions with respect to the following items during the financial year under review, no disclosures or reporting is required with respect to:

- 1. Issue of equity shares with differential rights as to dividend, voting or otherwise;
- 2. Receipt of any remuneration or commission by the Managing Director/Whole-time Director of the Company from any of its subsidiaries;
- 3. Significant or material orders passed by the regulators or courts or tribunals that impact the going concern status and the Company's

operations in the future;

- 4. Buyback of shares;
- 5. Maintenance of cost records as per sub-section (1) of Section 148 of the Act;
- 6. Application or proceedings made under the Indian Bankruptcy Code, 2016 and instance of one-time settlement with any Bank or Financial Institution.
- 7. Agreements under clause 5A of part A of para A of Schedule III, of the Listing Regulations, 2015; and
- 8. the requirement of compliance to the provisions relating to the Maternity Benefits Act, 1961, as the same is not applicable.

ACKNOWLEDGEMENTS

Your Directors would like to express their sincere appreciation for the assistance and co-operation received from various stakeholders including financial institutions and banks, government authorities and other business associates who have extended their valuable support and encouragement during the year under review.

Your Directors take this opportunity to place on record their appreciation for the committed services rendered by the employees of the Company at all levels, who have contributed significantly towards the Company's performance and for enhancing its inherent strength.

Your Directors also acknowledge with gratitude the encouragement and support extended by our valued members.

For and on behalf of the Board

(C. S. Nopany)

Chairman

(DIN: 00014587)

Kolkata

05th May, 2025

ANNEXURE I TO THE DIRECTORS' REPORT - 2025

MANAGEMENT DISCUSSION AND ANALYSIS REPORT

The management of the Company is pleased to present the Management Discussion and Analysis Report (to the extent applicable to the Company) covering overall performance and outlook of its activities.

ECONOMIC SCENARIO AND OUTLOOK

Global Economy

According to the International Monetary Fund (IMF), the global economy grew by 3.3% in 2024. For 2025, global growth is projected to moderate to 2.8%, with advanced economies expected to expand by 1.4% and emerging market and developing economies by 3.7%, driven primarily by robust activity in Asia. However, the global economic environment remains challenging due to persistent geopolitical tensions, elevated interest rates, and renewed trade frictions, notably between the United States and China. These factors have led to increased tariffs, disrupted supply chains, and growing uncertainty in global policies. Looking ahead, the IMF expects global GDP growth to remain steady, supported by easing inflation and a gradual recovery in global trade.

The Reserve Bank of India (RBI), in its April 2025 Monetary Policy Statement, acknowledged that the global economic outlook is clouded by uncertainties stemming from trade tensions and protectionist measures. The RBI noted that while these global headwinds may weigh on India's merchandise exports, services exports are expected to remain resilient, helping to cushion the external sector impact.

Indian Economy

India's economic growth is projected to moderate in FY 2024 - 25, with the Reserve Bank of India (RBI), revising its real GDP growth forecast to 6.5%, down from an earlier estimate of 6.7%. This adjustment reflects headwinds from weakening urban consumption, sluggish private investment, and external uncertainties arising from global trade tensions. In response, the RBI reduced the policy repo rate by 25 basis points to 6% and shifted its stance to "accommodative" to support growth. Additionally, CPI inflation is projected at 4%, slightly lower than earlier estimates.

The World Bank projects a GDP growth rate of 6.5% for FY 2024 - 25, attributing this to resilient private

consumption driven by improved rural incomes and a recovery in agricultural output. Services activity has remained steady, while growth in the agricultural sector has recovered. Furthermore, the 2025 Union Budget introduced several measures aimed at stimulating domestic demand, including tax incentives and increased expenditure in infrastructure and innovation sectors.

NBFC

As per RBI reports, Non-Banking Financial Companies (NBFCs) have continued to play a pivotal role in extending credit and financial services to under-served and unbanked segments of the Indian economy. As of September 2024, the sector maintained a healthy Capital to Risk-Weighted Assets Ratio (CRAR) of 26.1%, well above the regulatory minimum of 15%. The Gross Non-Performing Assets (GNPA) ratio improved further to 3.4%, reflecting a continued strengthening in asset quality. Profitability indicators remained stable, with Net Interest Margin (NIM) and Return on Assets (RoA) at 5.1% and 2.9% respectively. While credit growth moderated to 6.5% during the first half of FY 2024 - 25, following regulatory tightening on certain loan categories, the sector remains resilient, supported by strong capital buffers and prudent risk management practices.

Investment and Credit Companies (NBFC-ICCs) continued to demonstrate their critical role in capital formation and credit intermediation during FY 2024-25. They have expanded their operations across capital market investments, funding to MSMEs, and retail financing, helping bridge credit gaps in key economic segments. Building on this momentum, NBFC-ICCs are using their funds to support important sectors, helping the economy grow and making finance more accessible.

Your Company

Your Company is a NBFC registered with RBI since 22nd May, 2009. The mainstay of your Company's operations continued to be investments in various companies, under which steady dividend income flows into the Company coupled with sustained appreciation in capital. During the year under review, your Company has earned income in the form of dividends, interest, and profit on sale of investments.

SIL INVESTMENTS LIMITED

Financial Performance

Your Company's standalone and consolidated financial performance for F.Y. 2024-25 vis-à-vis the previous year is given below:

(Rs. in lakhs)

Particulars	Standalone		Consolidated	
	F.Y. 2024-25	F.Y. 2023-24	F.Y. 2024-25	F.Y. 2023-24
Total Income	4,583.40	4,277.04	5,634.06	5,427.86
Finance Costs	-	43.38	0.87	43.72
Net Income	4,583.40	4,233.66	5,633.19	5,384.14
Operating Expenses	1,158.44	1,044.82	1,443.97	1,244.78
Profit Before Tax	3,424.96	3,188.85	4,189.22	4,139.36
Profit after Tax	2,649.39	2,387.57	3,129.43	3,002.02

Profits after tax on a consolidated basis over the last five years and movement of net worth are plotted on Charts A and B respectively:

Chart A: Profit after Tax

(Rs. in lakhs)

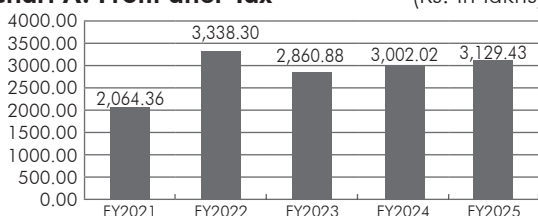
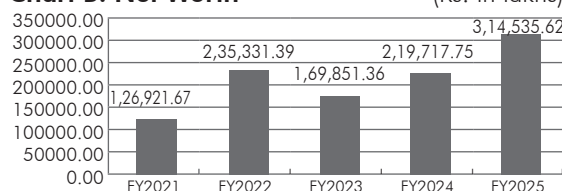


Chart B: Net Worth

(Rs. in lakhs)



Segment-wise or product-wise performance

The main business of the Company is investment and financing activity. As such there are no separate reportable segments or product wise performance reports applicable to the Company.

Human resources

The Company considers its employees as its key strength and remains committed to providing a respectful, inclusive, and performance-driven work environment. There were no employee-related

concerns during the year. As on 31st March, 2025, the Company had 7 permanent employees.

Details of significant changes in key financial ratios

Ratio	2024-25	2023-24	% Change
Current Ratio	4,692.59	1,200.73	290.81
Operating Profit Margin (%)	75.65	79.10	(4.36)
Net Profit Margin (%)	58.52	59.22	(1.19)
Return on Net Worth (%)	1.02	1.36	(24.47)
Interest Coverage Ratio	-	77.74	(100)
Debtors Turnover	NA	NA	-
Inventory Turnover	NA	NA	-
Debt Equity Ratio	NA	NA	-

Notes:

- Above ratios are based on standalone financials of the Company.
- The increase in the Current Ratio is attributable to a rise in the fair value of investments.
- There is decrease in Interest Coverage Ratio as the Company does not have borrowings during the year.
- The decrease in Return on Net Worth is primarily due to a significant increase in net worth, largely driven by higher Other Comprehensive Income.

Asset Liability Management (ALM)

The Company's Asset-Liability Committee (ALCO), set up in line with the guidelines issued by the RBI, monitors asset-liability mismatches to ensure that there is no imbalance or excessive concentration on either side of the Balance Sheet. The Company continues to closely monitor liquidity in the market and as part of its ALCO strategy, maintains a liquidity management desk to reduce its liquidity risk.

Fulfilment of RBI's Norms and Standards

Your Company fulfils the standards laid down by RBI relating to recognition and provisioning of non-performing assets, capital adequacy, statutory liquidity ratio, etc. The capital adequacy ratio of the Company is well above the RBI norm of 15%.

Investments

The portfolio of the Company in quoted investments as on 31st March, 2025 was Rs. 2,36,553.24 lakhs, at market value.

Opportunities, Threats, Risks and Concerns

Your Company holds investments through a diversified portfolio. The growth momentum of the Indian economy bodes well for the growth of the Company due to several measures that have been introduced by the government which are aimed at stimulating domestic demand, including tax incentives and increased expenditure in infrastructure and innovation sectors.

The business prospects of your Company is closely linked to the performance and growth of the companies forming part of its portfolio. Any positive development in these businesses or sectors present opportunities, while adverse movements or uncertainties in the financial markets or in the operations of the investee companies may pose risks to the Company's performance.

Your Company is exposed to specific risks that are peculiar to its business and the environment in which it operates, which includes market risk, interest rate volatility, execution risk and economic cycle.

- The Company has significant quoted investments which are exposed to fluctuations in stock prices. These investments represent a substantial portion of the Company's core capital and are vulnerable to fluctuations in the stock markets. Any decline in these quoted investments may severely impact its financial position and results of operations.
- **Liquidity Risk: Asset / Liability Management:** The Company is exposed to liquidity risk if its assets cannot be readily converted into cash to meet operational or strategic needs. Financial firms are now increasingly focused on asset-liability risk. Asset-liability risk is a leveraged form of risk. The capital of most financial institutions is small relative to the firm's assets or liabilities, hence small percentage changes in assets or liabilities can translate into large percentage changes in capital.

The risk is that the value of assets might fall or that the value of liabilities might rise. The Company is cognizant of the dynamics of this risk and has in place a control structure for closely monitoring incipient signs of risk in this area and to take necessary corrective measures, if needed. The Company's treasury actively manages asset liability positions in accordance with the overall guidelines laid down by the management in the Asset Liability Management (ALM) framework.

- The Company is exposed to interest rate risk due to fluctuations in market interest rates, which can impact the returns on its interest-earning investments and the valuation of fixed-income securities. Changes in interest rates may affect the yield on new investments, as well as the market value of existing holdings. The Company actively monitors interest rate movements and adjusts its investment strategy as needed to manage this risk.
- While the Indian economy has shown sustained growth over the last several years, a slowdown could cause the business of the Company to suffer. The Company manages such risks by maintaining a conservative financial profile and following prudent business and risk management practices.
- The risk appetite is determined by the Board from time to time. The Company has in place specially mandated Committees such as ALCO, Risk Management Committee, besides Nomination and Remuneration Committee and Audit Committee.

Internal Control Systems

The Company has an independent internal control system which is commensurate with the size and scale of the Company. It evaluates the adequacy of all internal controls and processes and ensures strict adherence to clearly laid down processes and procedures as well as to prescribed regulatory and legal framework. Conforming to the requirements of regulatory authorities such as the RBI and SEBI and consistent with the requirements of the Listing Regulations of the Stock Exchanges, the Company has institutionalized an elaborate system of control processes designed to provide a high degree of assurance regarding the effectiveness and efficiency of operations, the adequacy of safeguards for assets, reliability of financial controls and compliance with applicable laws and regulations. The Internal Auditors are mandated to carry out periodical audit and report on areas of non-compliances / weaknesses. Corrective actions in case of reported deficiencies, if any, are taken actively to further strengthen the internal control systems. These reports are reviewed by the Audit Committee of the Board of Directors for follow-up action and instructions are issued for taking necessary measures.

Outlook

The Company's present business operations are primarily that of an investment company, future of which largely depends upon financial and capital markets. Your Company has investments in debt instruments (including through mutual funds), financially sound companies and immovable properties. The income from Dividends will continue to contribute to the income of the Company. The management is optimistic about the future outlook of the Company. The Company will expand its activities, consistent with its status as a NBFC.

Cautionary Statement

Statements in this Management Discussion and Analysis describing the Company's objectives, projections, estimates and expectations may be 'forward looking' within the meaning of applicable laws and regulations. Actual results may differ from those expressed or implied. Important factors that could make a difference to the Company's operations

include changes in Government regulations and tax regime, economic developments within India and abroad, financial markets, etc.

The Company assumes no responsibility in respect of forward-looking statements that may be revised or modified in future on the basis of subsequent developments, information or events. The financial statements are prepared in accordance with the Indian Accounting Standards (Ind AS) notified under Section 133 of the Companies Act, 2013 read with Companies (Accounts) Rules, 2014. The management of the Company has used estimates and judgments relating to the financial statements on a prudent and reasonable basis, in order that the financial statements reflect in a true and fair manner, the state of affairs and profit / loss for the year. The narrative on our financial condition and result of operations should be read together with our audited consolidated financial statements and the notes to these statements included in the Annual Report.

ANNEXURE II TO THE DIRECTORS' REPORT

REPORT ON CORPORATE GOVERNANCE

A. COMPANY'S PHILOSOPHY ON CORPORATE GOVERNANCE

Corporate governance refers to a combination of laws, regulations, procedures, implicit rules and good corporate practices, which ensure that a Company meets its obligations with the objective to optimize stakeholder value and fulfill its responsibilities to the community, customers, employees, government and other societal segments. SIL's philosophy is to conduct business with highest ethical standards for growth and prosperity of all the stakeholders on a sustainable basis in keeping with its corporate social responsibilities. This philosophy is built on a rich legacy of fair, transparent and effective governance, and led by strong emphasis on human values, individual dignity and adherence to honest, ethical and professional conduct.

The Company believes that a sound governance discipline also enables the Board to direct and control the affairs of the Company in an effective manner and maximize stakeholder value, including the society at large. This is an ongoing process and we continuously endeavor to improve upon our practices in line with the changing demands of business. SIL adopts innovative approaches for leveraging all its resources and encourages a spirit of conversion of opportunities into achievements. SIL's Code of Conduct enables it to reflect the diverse business, cultural and other factors that have a bearing on the health of brand 'SIL'. The Company's governance structure and systems are the foundation which provides and nurtures ramping up of healthy and sustainable growth of human resources, through empowerment and motivation. In this, your Company is guided by its Code on Corporate Governance.

Keeping in view the Company's size, reach, complexity of business and corporate tradition, the Corporate Governance framework is based on the following main principles:

- Strategic supervision by the Board of Directors which is made up of appropriate size, bouquet of experience and commitment to discharge their responsibilities;
- Timely and adequate flow of information to the Board and its Committees for meaningful and focused discussion at the meetings to enable them to discharge their fiduciary duties;
- Independent verification of Company's financial reporting from time to time and on quarterly basis;
- A sound system of internal controls within the risk management framework to mitigate perceived risk factors;
- Timely and balanced disclosure of all material information; and disclosure of all deviations, if any, to all stakeholders;
- Compliance with applicable laws, rules, regulations and guidelines; and
- Transparency and defined accountability.

The Board of Directors play an active role in fulfilling its fiduciary obligation to members by efficiently overseeing management functions to ensure their effectiveness in delivering member value. The governance framework is made effective through an efficient system of timely disclosures and transparent business practices.

B. BOARD OF DIRECTORS

The Board of Directors which is a body formed to serve and protect the overall interest of all the stakeholders, provides and evaluates the strategic direction of the Company; formulates and reviews management policies and ensures their effectiveness. The Director-in-Charge of the Company along with the Managing Director manages the business of the Company under the overall superintendence, guidance and control of the Board, assisted by a competent team.

COMPOSITION

The Company strives to attain a balanced Board with optimum combination of Executive and Non-Executive Directors, including independent professionals, who play a crucial role in Board processes and provide independent judgment on issues of strategy and performance. The Company's Board of Directors currently comprises of six members, four of whom are Non-executive Directors and two Executive Directors i.e. one Executive Director and one Managing Director. The Non-executive Directors are eminent professionals with vast experience of industry, finance and law. The Board is headed by a Non-executive Chairman. All Independent Directors are persons of eminence and bring a wide range of expertise and experience to the Board thereby ensuring best interest of stakeholders and the Company. Except the Managing Director, Executive Director and Independent Directors, all Directors are liable to retire by rotation.

None of the Directors on the Company's Board are members of more than 10 (ten) committees and chairperson of more than 5 (five) committees (being Audit Committee and Stakeholders' Relationship Committee) across all the public companies in which he/she is a Director. All the Directors have made necessary disclosures regarding committee positions held by them in other companies and do not hold the office of Director in more than 10 (ten) public companies as on 31st March, 2025. The composition of the Board was in conformity with Regulation 17 of Securities and Exchange Board of India (Listing Obligations and Disclosure Requirements) Regulations, 2015 (hereinafter referred to as 'Listing Regulations, 2015') as on 31st March, 2025.

DETAILS OF DIRECTORSHIPS/COMMITTEE POSITIONS HELD

The composition of the Board of Directors, number of shares held in the Company and number of other Directorships/Board level committee positions held by them in other Indian public companies as on 31st March, 2025 are as follows:

Name of Director	Category of Director	No. of Shares held in SIL	Names of other public companies (including listed entities [#]) in which directorships are held [other than SIL]	No. of other companies Board Committee(s)		Skills/Expertise/ Competencies identified by the Board
				Chair-person	Member	
Mr. C. S. Nopany (DIN: 00014587)	NED	1,209	1. #Chambal Fertilizers & Chemicals Limited - Non-Executive Director 2. #Sutlej Textiles and Industries Limited- Executive Chairman 3. #New India Retailing & Investment Limited - Non-Executive Chairman 4. #Magadh Sugar & Energy Limited - Non-Executive Chairman 5. #Avadh Sugar & Energy Limited - Non-Executive Co-Chairman 6. Yashovardhan Investment & Trading Company Limited - Director 7. Ronson Traders Limited - Non-Executive Director 8. Morton Foods Limited - Director	0	0	Leadership experience of leading operations of large organizations with deep understanding of complex business processes, regulatory and governance environment, risk management and ability to visualize and manage change.

Name of Director	Category of Director	No. of Shares held in SIL	Names of other public companies (including listed entities [#]) in which directorships are held [other than SIL]	No. of other companies Board Committee(s)		Skills/Expertise/ Competencies identified by the Board
				Chair-person	Member	
Mrs. Shalini Nopany (DIN: 00077299)	ED (MD)	Nil	1. #Palash Securities Limited - Non-Executive Chairperson 2. #New India Retailing & Investment Limited - Non-Executive Director 3. RTM Investment & Trading Co. Limited - Director 4. SCM Investment & Trading Co. Limited - Director 5. Sidh Enterprises Limited - Director 6. Nilgiri Plantations Limited - Director	0	1	Expertise in the management of NBFC companies.
Mr. Brij Mohan Agarwal (DIN: 03101758)	ED	Nil	1. #Ganges Securities Limited - Director 2. Moon Corporation Limited - Director 3. RTM Investment & Trading Co. Limited - Managing Director 4. OSM Investment & Trading Co. Limited - Director 5. Yashovardhan Investment & Trading Company Limited - Director 6. Champaran Marketing Company Limited - Director 7. Nilgiri Plantations Limited - Director	0	5	Expertise in finance, risks management, business planning and financial reporting.
Mr. Abhrajit Dutta (DIN: 00546556)	ID	Nil	1. #TAL Industries Limited - Independent Director 2. #New India Retailing & Investment Limited - Independent Director 3. Camperdown Pressing Company Limited - Director	3	2	Expertise in various fields like printing, finance, etc.
Mr. Shrikant Mantri (DIN: 01240147)	ID	Nil	1. #New India Retailing & Investment Limited - Independent Director 2. JPM Merchandise Agencies Limited- Director	0	1	Expertise in securities market, commodities market and other businesses.
Mr. Sanjay Kumar Maheswary (DIN: 00497335)	ID	Nil	Nil	0	0	Expertise in finance, audit and accounting.

NED - Non-Executive Director, ED - Executive Director, MD - Managing Director, ID - Independent Director

Notes:

1. The Directorships held by the Directors, as mentioned above excludes alternate directorships, directorships in foreign companies, companies under Section 8 of the Companies Act, 2013 and private limited companies, which are not subsidiaries of public limited companies.
2. Board Committees represent membership/chairmanship of only two committee's viz. Audit Committee and Stakeholders' Relationship Committee as per Regulation 26 of Listing Regulations, 2015.
3. As on 31st March, 2025, except Mr. C. S. Nopany and Mrs. Shalini Nopany who are related to each other, none of the Directors of the Company were related to each other.

BOARD MEMBERSHIP CRITERIA

The Nomination and Remuneration Committee in consultation with the Board determines the appropriate characteristics, skills and experience required for the Board as a whole and for individual members. The Board members possess the required qualification, integrity, expertise and experience for the position. They also possess deep expertise and insights in sectors/areas relevant to the Company and ability to contribute to Company's growth.

List of Core Skills/Expertise/Competencies of the Directors of the Company:

1. Strategy planning and execution;
2. Management and leadership;
3. Functional and managerial experience;
4. Legal and risk management;
5. Corporate governance systems and practices; and
6. Finance, banking and accounts.

BOARD INDEPENDENCE

Our definition of 'Independence' of Directors is derived from Regulation 16(b) of the Listing Regulations, 2015 and Section 149(6) of the Companies Act, 2013 (the Act). Due to promulgation of Section 149 of the Act and Regulation 25 of the Listing Regulations, 2015, Independent Directors can be appointed for 2 fixed terms of maximum five consecutive years each and they shall not be liable to retire by rotation. Therefore, the Company has appointed/re-appointed all the existing Independent Directors for a term of five consecutive years in compliance with the aforesaid provisions. The Company has issued formal letters of appointment to all the Independent Directors as prescribed under the provisions of the Act and the terms and conditions of their appointment have been uploaded on the website of the Company.

The Company has received declarations from all the Independent Directors confirming that they meet the criteria of independence as specified under Section 149(6) of the Act and Listing Regulations, 2015 and that they are qualified to act as Independent Directors.

In the opinion of the Board, the Independent Directors fulfil the conditions specified in the Listing Regulations, 2015 and are independent of the management.

As required under the Act, the Independent Directors held a separate meeting to assess the functioning of the Board and to evaluate the performance of the Non-Independent Directors and Chairman.

The maximum tenure of the Independent Directors is in compliance with the provisions of the Listing Regulations, 2015 and the Act. In accordance with the same, Mr. Sanjay Goenka completed his second term of five (5) consecutive years as an Independent Director of the Company on 22nd August, 2024. As a result, he ceased to be an Independent Director w.e.f. 23rd August, 2024, upon completion of his tenure. Additionally, Mr. Sanjay Kumar Maheswary was appointed as an Independent Director of the Company w.e.f. 24th June, 2024 for a period of five (5) years.

FAMILIARIZATION OF BOARD MEMBERS

At the time of appointing a new Director, a formal letter of appointment is given to the Director, *inter alia*, explaining their roles, duties and responsibilities. The Director is also explained in detail the compliances required from him / her under the Act, Listing Regulations, 2015 and other relevant regulations and his / her affirmation is taken with respect to the same. As an onboarding process, all new Directors inducted on the Board are taken through a familiarization process whereby information of the Company is shared with the Director.

The provision of an appropriate induction for the Directors and ongoing familiarization initiatives for existing Directors is a major contributor to the maintenance of high Corporate Governance standards of the Company. All newly inducted Directors on the Board are introduced to the Company's culture through appropriate orientation, presentations made by senior management to provide an overview of the Company's business. They are also introduced to the organization structure, board procedures, matters reserved for Board, major risks and risk management strategy. The Independent Directors, from time to time, request the management to provide detailed understanding of the activity or process of the Company. The management provides such information to the Board from time to time.

The induction process is designed to:

- build an understanding of SIL, its businesses and the markets and regulatory environment in which it operates;
- provide an appreciation of the role and responsibilities of the Director;
- fully equip Directors to perform their role on the Board effectively; and
- develop understanding of the Company's people and its key stakeholder relationships.

The Directors are also kept informed about market trends, changes in governing laws and regulations, etc.

The details of familiarization programme is available on the website of the Company at the web link: <https://www.silinvestments.in/pdfs/SIL-FamiliarisationProg-IndependentDirectors.pdf>

BOARD MEETINGS AND PROCEDURE

The Board meets at least once in every quarter, *inter alia*, to review the quarterly results and other items on the agenda and minimum 4 (four) pre-scheduled Board meetings are held every year. Apart from the above, additional Board meetings are convened by giving appropriate notice to address specific needs of the Company. In case of business exigencies or urgency of matters, resolutions are passed by way of circulation.

During the year under review, seven Board meetings were held on 10th May, 2024; 24th June, 2024; 02nd August, 2024; 31st August, 2024; 12th November, 2024; 12th February, 2025; and 28th March, 2025. The meetings were held as per the requirements of business and at intervals within the legally permitted limits. The necessary quorum was present in all the Board meetings. Leave of absence was granted to the concerned Directors who could not attend the respective Board meeting. The details of attendance of Directors at the Board meetings and at the last Annual General Meeting are as under:

Name of Director	No. of Board Meetings		Attendance at last AGM (held through VC)
	Held	Attended	
Mr. C. S. Nopany	7	3	Yes
Mrs. Shalini Nopany	7	3	Yes
Mr. Brij Mohan Agarwal	7	7	Yes
Mr. Abhrajit Dutta	7	7	Yes
Mr. Shrikant Mantri	7	6	Yes
Mr. Sanjay Goenka*	7	3	Yes
Mr. Sanjay Kumar Maheswary**	7	4	Yes

*Mr. Sanjay Goenka ceased to be a Director of the Company w.e.f. 23rd August, 2024.

**Mr. Sanjay Kumar Maheswary was appointed as an Independent Director w.e.f. 24th June, 2024.

BOARD SUPPORT

The Company Secretary is responsible for collation, review and distribution of all papers submitted to the Board and Committees thereof for consideration. The Company Secretary is also responsible for preparation of the agenda and convening of the Board and Committee meetings. The Company Secretary advises / assures the Board on compliance and governance principles and ensures appropriate recording and circulation of Minutes of the meetings amongst the Directors.

INFORMATION TO THE BOARD

The internal guidelines for Board / Board Committee meetings facilitate the decision making process at the meetings of the Board / Committees in an informed and efficient manner. Board meetings are governed by a structured agenda. All major agenda items are backed by comprehensive background information to enable the Board to take informed decisions. The Company Secretary in consultation with senior management prepares the detailed agenda for the meetings.

Agenda papers and notes on agenda are circulated to the Directors, in advance, in the defined agenda format. All material information is circulated along with agenda papers for facilitating meaningful and focused discussions at the meeting. Where it is not practicable to attach any documents to the agenda, the same are tabled at the meeting with specific reference to this effect in the agenda. In special and exceptional circumstances, additional or supplementary item(s) on the agenda are permitted. Frequent and detailed deliberation on the agenda provides the strategic roadmap for the future growth of the Company.

A detailed agenda folder is sent to each Director in advance of the Board meetings, covering *inter alia*, the required information as enumerated in Part A of Schedule II to Regulation 17(7) of the Listing Regulations, 2015. As a policy, all major decisions involving allocation and deployment of funds, investments and capital expenditure, in addition to matters which statutorily require the approval of the Board are placed before the Board for its consideration and directions.

The following information, *inter alia*, as may be applicable and required, is provided to the Board as part of the agenda papers:

- Quarterly, half yearly and annual results of the Company;
- Minutes of the Audit and other committees of the Board;
- Information relating to recruitment and remuneration of senior level officers just below the Board;
- Materially important legal or taxation matters;
- Status of financial obligations to and by the Company;
- Any significant development in human resources or industrial relations;
- Details of risk exposure and steps taken by management to limit or restrain the risk; and
- Compliance status with any regulatory, statutory or Listing Regulations, 2015 related requirements or in relation to any member services.

The Board periodically reviews compliance reports of all laws applicable to the Company, as well as steps taken by the Company to rectify instances of non-compliance, if any.

Separate Independent Directors' Meeting

As required under the Act and Listing Regulations, 2015, the Independent Directors met on 27th March, 2025 without the presence of Executive Directors or management representatives. The Independent Directors at their meeting held on 27th March, 2025, *inter alia*, discussed:

- the performance of Non-Independent Directors and the Board as a whole;
- the performance of the Chairman of the Company, taking into account the views of Executive Directors; and
- the quality, quantity and timeliness of flow of information between the Company management and the Board that is necessary for the Board to effectively and reasonably perform their duties.

In addition to this meeting, interactions outside the Board meetings also take place between the Chairman and Independent Directors.

Board Evaluation / Performance

In terms of the requirements of the Act and Listing Regulations, 2015, the Board has evaluated its own performance, performance of the Directors individually as well as the evaluation of the working of its Committees. A structured questionnaire was circulated, covering various aspects of the Board's functioning such as adequacy of the composition of the Board and its Committees, Board culture, execution and performance of specific duties, obligations and governance.

The completed evaluation forms were reviewed by the Nomination and Remuneration Committee, in line with Section 178(2) of the Act.

Performance evaluation criteria of Independent Directors

Independent Directors are evaluated based on parameters such as qualification, experience, knowledge and competency, initiative, commitment, independence, independent views and judgement, attendance and participation in the discussion at the meetings, adherence to the Code for Independent Directors of the Company, understanding the environment in which the Company operates and contribution to strategic decision and raising valid concerns at the Board, interpersonal relations with other directors and management, objective evaluation of Board's performance, safeguarding of confidential information and maintaining integrity.

Code of Conduct and Ethics

The Company has formulated a Code of Conduct (the Code) for the entire Board of Directors and Senior Management to avoid a conflict of interest. The Code is derived from three inter linked fundamental principles, namely: good corporate governance, good corporate citizenship and exemplary personal conduct. The Directors and Senior Management have affirmed compliance with the Code for the year 2024-25. A declaration to this effect signed by the Director-in-Charge is attached and forms part of this Report. The Code is available on the Company's website: www.silinvestments.in. There were no material, financial and commercial transactions in which the senior management had personal interest, leading to a potential conflict of interest during the year under review.

Directors and Officers Insurance ('D&O Insurance')

In line with the requirements of Regulation 25(10) of the Listing Regulations, 2015, the Company has taken D&O Insurance policy for all its Directors and members of the Senior Management for such quantum and for such risks as is commensurate with the size and nature of operations of the Company.

Subsidiary Companies

The Company has five subsidiaries viz. RTM Investment & Trading Co. Limited, SCM Investment & Trading Co. Limited, RTM Properties Limited, SIL Properties Limited and SIL International Pte. Limited. During the financial year 2024-25, the Audit Committee reviewed the financial statements (in particular, the investments) of the subsidiary companies. Minutes of the Board meetings of these subsidiary companies were regularly placed before the Board. The Board periodically reviews the statement of all significant transactions and arrangement, if any, entered into by the subsidiaries.

C. DETAILS OF REMUNERATION PAID TO DIRECTORS

The Managing Director receives salary, allowances and perquisites, while all the Non-executive Directors receive sitting fees and allowances (if applicable) and annual commission within the prescribed limits as set out in the Act.

The Executive Director (Director-in-Charge) of the Company is entitled for payment of remuneration by way of commission as determined by the Board of Directors / Nomination and Remuneration Committee of the Company from time to time.

There has been no materially relevant pecuniary transaction or relationship between the Company and its Non-executive Directors during the year.

a) Remuneration paid / payable to Non-Executive Directors of the Company

The Non-executive Directors are paid sitting fees for attending each meeting of the Board of Directors and Committees thereof. They are also entitled to a fixed commission of Rs. 50,000/- per year payable proportionately to their tenure in office as Directors of the Company.

The commission to all the Non-executive Directors of the Company is determined after taking into account their valuable contribution and guidance in the various business initiatives and decisions at the Board level and also profitability of the Company. The details of commission paid and sitting fees (including for committee meetings) paid to the Directors during the financial year 2024-25 is as follows:

Sr. No.	Name of Director	Commission (Rs.)	Sitting Fees (Rs.)
1.	Mr. C. S. Nopany	50,000	32,500
2.	Mr. Abhrajit Dutta	50,000	77,500
3.	Mr. Shrikant Mantri	50,000	77,500
4.	Mr. Sanjay Goenka*	50,000	35,000
5.	Mr. Sanjay Kumar Maheswary**	-	32,500
	Total	2,00,000	2,55,000

*Mr. Sanjay Goenka ceased to be a Director of the Company w.e.f. 23rd August, 2024.

**Mr. Sanjay Kumar Maheswary was appointed as an Independent Director w.e.f. 24th June, 2024.

b) Remuneration paid / payable to the Managing Director and Executive Director of the Company for the year ended 31st March, 2025, is as under:

(Amount Rs.)

Sr. No.	Particulars	Salary, etc.	Commission	Perquisites	Retirement Benefits	Total
1.	Mrs. Shalini Nopany - Managing Director	1,23,12,000	-	12,31,200	8,55,000	1,43,98,200
2.	Mr. Brij Mohan Agarwal - Director-in-Charge	-	50,000	-	-	50,000

D. Committees of the Board

Pursuant to Listing Regulations, 2015 and provisions of the Act, the Board of Directors have constituted various Committees of Directors with adequate delegation of powers to properly discharge businesses of the Company.

These Committees are:

- Audit Committee;
- Stakeholders' Relationship Committee;
- Nomination and Remuneration Committee;
- Finance and Corporate Affairs Committee;
- Corporate Social Responsibility Committee;
- Asset - Liability Committee;
- Risk Management Committee; and
- Information Technology (IT) Strategy Committee.

The details of these Committees are as follows:

I AUDIT COMMITTEE

COMPOSITION

The Audit Committee comprises of three Independent Directors and is headed by Mr. Abhrajit Dutta. The other members of the Committee are Mr. Shrikant Mantri and Mr. Sanjay Kumar Maheswary. The constitution of the Audit Committee meets the requirements of Section 177 of the Act and Regulation 18 of the Listing Regulations, 2015.

TERMS OF REFERENCE

The terms of reference of the Audit Committee are in conformity with Section 177 of the Act and Regulation 18 of the Listing Regulations, 2015. The brief terms of reference *inter alia* are as follows:

- Oversight of Company's financial reporting process and disclosure of its financial information to ensure that the financial statements are correct, sufficient and credible.
- Recommend to the Board, the appointment, re-appointment, remuneration and terms of appointment of auditors of the Company and, if required, their replacement or removal.
- Approve payment to statutory auditors for any other services rendered by them.
- Review, with the management, the quarterly and annual financial statements and auditors report thereon before submission to the Board for approval.
- Approve appointment of Chief Financial Officer after assessing the qualifications, experience and background, etc. of the candidate.
- Review and monitor the auditor's independence, performance and effectiveness of audit process.
- Review the adequacy of internal audit function, including the structure of internal audit department, if any, staffing and seniority of the official heading the department, reporting structure, coverage and frequency of internal audit, etc.

MEETINGS AND ATTENDANCE

During the year under review, six meetings of the Committee were held on 10th May, 2024; 02nd August, 2024; 31st August, 2024; 12th November, 2024; 12th February, 2025; and 28th March, 2025. The attendance of the members at the meeting was as follows:

Name of the member	Status	Category	Number of meetings attended
Mr. Sanjay Goenka*	Chairman	Independent	2
Mr. Abhrajit Dutta**	Chairman	Independent	6
Mr. Shrikant Mantri	Member	Independent	5
Mr. Sanjay Kumar Maheswary [#]	Member	Independent	3

a) *Mr. Sanjay Goenka ceased as Chairman and member of the Committee w.e.f. 23rd August, 2024.

b) **Mr. Abhrajit Dutta was appointed as Chairman of the Committee w.e.f. 23rd August, 2024.

c) [#]Mr. Sanjay Kumar Maheswary was inducted as member of the Committee w.e.f. 02nd August, 2024.

The Committee reviews various aspects of the internal control system. The requirements in respect of Regulation 18 of the Listing Regulations, 2015 are also reviewed by the Committee.

II STAKEHOLDERS' RELATIONSHIP COMMITTEE

COMPOSITION

The Stakeholders' Relationship Committee constituted as a mandatory Committee of the Board, comprises of two Non-executive Directors and one Executive Director of the Company and is headed by Mr. C. S. Nopany.

SIL INVESTMENTS LIMITED

The other members of the Committee are Mr. Brij Mohan Agarwal and Mr. Shrikant Mantri. The constitution of the Stakeholders' Relationship Committee meets the requirements of Section 178 of the Act and Regulation 20 of the Listing Regulations, 2015.

TERMS OF REFERENCE

The Committee inter alia oversees the redressal of investor complaints / requests for transmission of shares, sub-division and consolidation of share certificates, issue of duplicate share certificates, requests for dematerialization and rematerialization of shares, non-receipt of declared dividend and Annual Report. It also recommends measures for improvement in investor services. The Committee also keeps a close watch on the performance of MUFG Intime India Private Limited (earlier known as Link Intime India Private Limited), the Registrar & Share Transfer Agent (RTA) of the Company. The Committee also reviews various measures and initiatives taken by the Company for reducing the quantum of unclaimed dividends and ensuring timely receipt of dividend warrants / annual reports / statutory notices by the members of the Company. The Company Secretary designated as Compliance Officer acts as the Secretary of the Committee. The Committee meets as often as is necessary for resolution of important matters within its mandate.

MEETINGS AND ATTENDANCE

During the year under review, four meetings of the Committee were held on 03rd May, 2024; 02nd August, 2024; 12th November, 2024 and 12th February, 2025. The attendance of the members at the meeting was as follows:

Name of the member	Status	Category	Number of meetings attended
Mr. C. S. Nopany	Chairman	Non-Executive	4
Mr. Brij Mohan Agarwal	Member	Executive	4
Mr. Shrikant Mantri	Member	Independent	3

INVESTOR COMPLAINTS RECEIVED AND RESOLVED DURING THE YEAR

During the year under review, no complaints were received by the Company from the shareholders. The average period of redressal of grievances is 7 days from the date of receipt of letters / complaints.

III. NOMINATION AND REMUNERATION COMMITTEE

COMPOSITION

The Nomination and Remuneration Committee of the Board comprises of three Independent Directors, viz. Mr. Abhrajit Dutta, Mr. Shrikant Mantri and Mr. Sanjay Kumar Maheswary. The Committee is headed by Mr. Abhrajit Dutta. The constitution of the Committee meets the requirements of Section 178 of the Act and Regulation 19 of the Listing Regulations, 2015.

TERMS OF REFERENCE

The terms of reference of the Nomination and Remuneration Committee are in conformity with Section 178 of the Act and Regulation 19 of the Listing Regulations, 2015. The terms of reference are as follows:

- Recommend to the Board the compensation package of the Executive Directors, Key Managerial Personnel and other Senior Management Personnel.
- Formulate the criteria for determining qualifications, positive attributes and independence of a Director and recommend to the Board a policy relating to remuneration of the Directors, Key Managerial Personnel and other employees.
- Formulate the criteria for evaluation of performance of the Board of Directors.
- Devise a policy on diversity of Board of Directors.
- Identify persons who are qualified to become Directors and who may be appointed in senior management in accordance with the criteria laid down and recommend to the Board of Directors their appointment and removal.

- Decide on whether to extend or continue the term of appointment of Independent Directors, on the basis of the performance evaluation report of Independent Directors.

MEETINGS AND ATTENDANCE

During the year under review, five meetings of the Committee were held on 10th May, 2024; 31st May, 2024; 24th June, 2024; 31st August, 2024; and 12th February, 2025. The attendance of the members at the meeting was as follows:

Name of the member	Status	Category	Number of meeting attended
Mr. Sanjay Goenka*	Chairman	Independent	3
Mr. Abhrajit Dutta**	Chairman	Independent	5
Mr. Shrikant Mantri	Member	Independent	4
Mr. Sanjay Kumar Maheswary [#]	Member	Independent	2

- a) *Mr. Sanjay Goenka ceased as Chairman and member of the Committee w.e.f. 23rd August, 2024.
 b) **Mr. Abhrajit Dutta was appointed as Chairman of the Committee w.e.f. 23rd August, 2024.
 c) [#]Mr. Sanjay Kumar Maheswary was inducted as member of the Committee w.e.f. 02nd August, 2024.

IV. FINANCE AND CORPORATE AFFAIRS COMMITTEE

COMPOSITION

The Finance and Corporate Affairs Committee comprises of one Executive Director and two Non-executive Directors and is headed by Mr. C. S. Nopany, Chairman of the Board. The other members of the Committee are Mrs. Shalini Nopany and Mr. Shrikant Mantri.

TERMS OF REFERENCE

The Committee is authorized to decide upon matters relating to borrowings, inter corporate loans/deposits, investments, opening and closing of bank accounts and decide upon various matters related thereto, in terms of the powers delegated to it by the Board. This Committee is also entrusted to oversee the operations of the Treasury Division of the Company.

MEETINGS AND ATTENDANCE

During the year under review, one meeting of the Committee was held on 19th November, 2024. The attendance of the members of the Committee at the meeting was as follows:

Name of the member	Status	Category	Number of meeting attended
Mr. C. S. Nopany	Chairman	Non-executive	1
Mrs. Shalini Nopany	Member	Executive	1
Mr. Sanjay Goenka*	Member	Independent	-
Mr. Shrikant Mantri**	Member	Independent	-

- a) *Mr. Sanjay Goenka ceased as member of the Committee w.e.f. 23rd August, 2024.
 b) **Mr. Shrikant Mantri was appointed as member of the Committee w.e.f. 02nd August, 2024.

V. CORPORATE SOCIAL RESPONSIBILITY COMMITTEE

COMPOSITION

The Corporate Social Responsibility (CSR) Committee comprises of one Executive Director and two Non-Executive Directors and is headed by Mr. C. S. Nopany, Chairman of the Board. The other members of the Committee are Mrs. Shalini Nopany and Mr. Shrikant Mantri.

TERMS OF REFERENCE

The terms of reference of the CSR Committee includes but is not limited to the following:

- Formulate and recommend to the Board, a Corporate Social Responsibility policy which shall indicate the activities to be undertaken by the Company as specified in Schedule VII of the Act;
- Recommend the amount of expenditure to be incurred on the activities referred to above;
- Formulate and recommend to the Board, an annual action plan in pursuance of CSR policy; and
- Monitor the Corporate Social Responsibility policy of the Company from time to time.

MEETINGS AND ATTENDANCE

During the year under review, two meetings of the Committee were held on 03rd May, 2024 and 10th February, 2025. The attendance of the members of the Committee at the meeting was as follows:

Name of the member	Status	Category	Number of meetings attended
Mr. C. S. Nopany	Chairman	Non-executive	2
Mrs. Shalini Nopany	Member	Executive	1
Mr. Sanjay Goenka*	Member	Independent	1
Mr. Shrikant Mantri**	Member	Independent	1

a) *Mr. Sanjay Goenka ceased as member of the Committee w.e.f. 23rd August, 2024.

b) **Mr. Shrikant Mantri was appointed as member of the Committee w.e.f. 02nd August, 2024.

A report on CSR activities as prescribed under the Act and Rules made thereunder is annexed to the Board Report.

VI. ASSET - LIABILITY COMMITTEE:**COMPOSITION**

The Asset - Liability Committee comprises of Directors and senior officials of the Company. The members of the Committee are Mr. Brij Mohan Agarwal, Mr. Abhrajit Dutta and Mr. Manoj Kumar Jain.

TERMS OF REFERENCE

The Committee is empowered to analyze and periodically review returns and short term dynamic liquidity. The Committee also oversees liquidity position of the Company and liquidity risk management.

MEETINGS AND ATTENDANCE

During the year under review, four meetings of the Committee were held on 19th April, 2024; 19th July, 2024; 19th October, 2024 and 20th January, 2025. The attendance of the members at the meeting was as follows:

Name of the member	Status	Category	Number of meetings attended
Mr. Brij Mohan Agarwal	Chairman	Executive	4
Mr. Sanjay Goenka*	Member	Independent	2
Mr. Vikas Baheti*	Member	CFO	1
Mr. Abhrajit Dutta**	Member	Independent	2
Mr. Manoj Kumar Jain**	Member	CFO	2

a) *Mr. Sanjay Goenka and Mr. Vikas Baheti ceased as members of the Committee w.e.f. 23rd August, 2024 and w.e.f. close of business hours on 31st August, 2024 respectively.

b) **Mr. Abhrajit Dutta and Mr. Manoj Kumar Jain were inducted as members of the Committee w.e.f. 02nd August, 2024 and 01st September, 2024 respectively.

VII. RISK MANAGEMENT COMMITTEE

COMPOSITION

The Risk Management Committee comprises of Directors and senior officials of the Company. The members of the Committee are Mr. Brij Mohan Agarwal, Mr. Shrikant Mantri and Mr. Manoj Kumar Jain.

TERMS OF REFERENCE

The terms of reference of the Committee includes but is not limited to the following:

- Review of the Risk Management policy, framework and procedures;
- Monitor, review and approve the Risk Matrix;
- Review of the Business Continuity Plan; and
- Review of the Company's cyber security and data framework.

MEETINGS AND ATTENDANCE

During the year under review, two meetings of the Committee were held on 30th September 2024 and 28th March, 2025. The attendance of the members at the meeting was as follows:

Name of the member	Status	Category	Number of meetings attended
Mr. Brij Mohan Agarwal	Chairman	Executive	1
Mr. Shrikant Mantri	Member	Independent	2
Mr. Vikas Baheti*	Member	CFO	-
Mr. Manoj Kumar Jain**	Member	CFO	2

- a) *Mr. Vikas Baheti ceased as member of the Committee w.e.f. close of business hours on 31st August, 2024.
- b) **Mr. Manoj Kumar Jain was inducted as member of the Committee w.e.f. 01st September, 2024.

VIII. INFORMATION TECHNOLOGY (IT) STRATEGY COMMITTEE

Pursuant to Master Direction - Information Technology Framework issued by RBI for NBFC Sector, the Company has constituted an IT Strategy Committee.

COMPOSITION

The IT Strategy Committee comprises of one Executive Director and two Non-executive Directors and is headed by Mr. Abhrajit Dutta. The other members of the Committee are Mr. Shrikant Mantri and Mr. Brij Mohan Agarwal.

TERMS OF REFERENCE

The terms of reference of the Committee includes but is not limited to the following:

- Ensure effective IT strategic planning process is in place;
- Validate IT Governance and Information Security Governance structure;
- Oversee IT and cybersecurity risk assessment and management processes;
- Review budgetary allocations for IT function and cybersecurity;
- Conduct annual review of Business Continuity Planning and Disaster Recovery Management; and
- Review and re-align various policies as required under Information Technology (IT) Framework issued by RBI.

MEETINGS AND ATTENDANCE

During the year under review, four meetings of the Committee were held on 29th June, 2024; 30th September, 2024; 27th December, 2024; and 28th March, 2025. The attendance of the members at the meeting was as follows:

Name of the member	Status	Category	Number of meetings attended
Mr. Abhrajit Dutta	Chairman	Independent	4
Mr. Shrikant Mantri	Member	Independent	4
Mr. Brij Mohan Agarwal	Member	Executive	3

E. PARTICULARS OF SENIOR MANAGEMENT AND CHANGES THEREIN SINCE THE CLOSE OF THE PREVIOUS FINANCIAL YEAR

Sr. No.	Name of Senior Management Personnel	Designation	Changes if any, since the previous financial year (Yes / No)	Nature of change and effective date
1.	Mrs. Shalini Nopany	Managing Director	No	-
2.	Mr. Brij Mohan Agarwal	Director-in-Charge	No	-
3.	Mr. Lokesh Gandhi	Company Secretary and Compliance Officer	No	-
4.	Mr. Vikas Baheti	Chief Financial Officer	Yes	Resigned as CFO w.e.f. close of business hours on 31 st August, 2024.
5.	Mr. Manoj Kumar Jain	Chief Financial Officer	Yes	Appointed as CFO w.e.f. 01 st September, 2024.

F. COMPANY POLICIES

I. WHISTLE BLOWER POLICY

The Company has adopted a Whistle Blower policy, as part of vigil mechanism to provide appropriate avenues to the Directors and employees to bring to the attention of the management any issue which is perceived to be in violation of or in conflict with the fundamental business principles of the Company. The employees are encouraged to voice their concerns by way of whistle blowing and all employees have been given access to the Audit Committee. The Company Secretary is the designated officer for effective implementation of the policy and dealing with complaints registered under the policy. All cases registered under the Whistle Blower policy of the Company are subject to review by the Audit Committee.

The Whistle Blower policy is available on the website of the Company at the web link: <https://www.silinvestments.in/pdfs/Policy/WhistleBlowerPolicy.pdf>

II. REMUNERATION AND COMPENSATION POLICY

The Board on the recommendation of the Nomination and Remuneration Committee has framed a Remuneration and Compensation policy for selection and appointment of Directors, Key Managerial Personnel, Senior Management Personnel and determination of remuneration payable to them. The policy contains, inter alia, criteria for appointment and remuneration including determining qualifications, positive attributes, independence of a Director, etc. During the year under review, the

policy was amended to align with the amendment in law. The policy is available on the website of the Company at the web link:

<https://silinvestments.in/pdfs/Policy/RemunerationPolicy.pdf>

III. POLICY ON RELATED PARTY TRANSACTIONS

In line with requirement of the Act and the Listing Regulations, 2015, your Company has formulated a policy on Related Party Transactions which is also available on the Company's website at the web link:

https://www.silinvestments.in/pdfs/Policy/Policy_on_Related_Party_Transactions2025.pdf

The policy intends to ensure that proper reporting, approval and disclosure processes are in place for all transactions between the Company and related parties.

This policy specifically deals with the review and approval of material related party transactions keeping in mind the potential or actual conflict of interest that may arise because of entering into these transactions. All related party transactions are placed before the Audit Committee for review and approval. Prior omnibus approval is obtained for transactions with related parties which are of a repetitive nature and / or entered in the ordinary course of business and on an arm's length basis.

IV. CORPORATE SOCIAL RESPONSIBILITY POLICY

The Corporate Social Responsibility policy is formulated in consultation with the CSR Committee as envisaged under Section 135 of the Act and the Rules framed thereunder and is available on the Company's website at the web link:

<https://www.silinvestments.in/pdfs/Policy/CSRPoly.pdf>

The CSR policy outlines the Company's philosophy and responsibility as a corporate citizen of India and lays down the guidelines and mechanism for undertaking socially useful programmes for the welfare and sustainable development of the communities across the country.

V. MATERIAL SUBSIDIARY POLICY

In line with requirement of Regulation 46(2)(h) of the Listing Regulations, 2015, your Company has formulated a policy on Material Subsidiaries which is also available on the Company's website at the web link:

<https://www.silinvestments.in/pdfs/Policy/MaterialSubsidiaryPolicy.pdf>

The objective of this policy is to determine Material Subsidiaries of the Company and to provide the governance framework for such subsidiaries.

VI. BOARD DIVERSITY POLICY

Pursuant to Listing Regulations, 2015, the Company has formulated a policy on Board Diversity to ensure diversity of the Board in terms of experience, knowledge, perspective, background, gender, age and culture. The Board Diversity policy sets out the approach for diversity of the Board of your Company. The Company recognizes and embraces the benefits of having a diverse Board. A truly diverse Board with an inclusive culture will make good the differences in skills, experience, education, gender, age, race, geography, ethnicity, background and other distinctions between the Directors. This policy is available at Company's website at the web link:

<https://www.silinvestments.in/pdfs/Policy/BoardDiversityPolicy.pdf>

The objective of this policy is to ensure an optimum composition of the Board such that the talent of all members of the Board blend together to be as effective as possible.

G. MANAGEMENT DISCUSSION AND ANALYSIS

Management Discussion and Analysis is given in a separate section in this Annual Report and forms a part of the Directors' Report.

H. DISCLOSURES**(a) Related Party Transactions**

There was no materially significant related party transaction during the year having potential conflict with the interests of the Company. Transactions with related parties, as per requirements of Indian Accounting Standard 24, are disclosed in the notes to accounts annexed to the financial statements. Further, the Company has not entered into any transaction of a material nature with the Promoters, subsidiaries of Promoters, Directors or their relatives, etc. that may have potential conflict with the interests of the Company.

All related party transactions that were entered into during the financial year were on an arm's length basis and were in the ordinary course of business. All related party transactions are placed before the Audit Committee and also the Board for approval. Prior omnibus approval of the Audit Committee is obtained on a yearly basis for the transactions which are of a foreseen and repetitive nature. The actual transactions entered into pursuant to the omnibus approval so granted are placed at quarterly meetings of the Audit Committee for their review.

(b) Confirmation by the Board of Directors of acceptance of recommendation of mandatory Committees

In terms of the amendments made to Listing Regulations, 2015, the Board of Directors confirm that during the year, it has accepted all recommendations received from its mandatory committees.

(c) Accounting treatment in preparation of financial statements

The financial statements have been prepared to comply in all material respects with the Accounting Standards notified under Section 133 and the relevant provisions of the Act and generally accepted accounting principles in India.

(d) Proceeds from public issues, rights issues, preferential issues, etc.

During the year under review, no proceeds were raised by the Company from public issue, rights issue, preferential issue, etc.

(e) Insider Trading

In order to regulate trading in securities of the Company by the Designated Persons, your Company has adopted a Code of Internal Procedures and Conduct (the Insider Trading Code) and the 'Code of Practices and Procedures for Fair Disclosure of Unpublished Price Sensitive Information' in accordance with SEBI (Prohibition of Insider Trading) Regulation, 2015 which, *inter alia*, prohibits the trading in shares by an 'insider' when in possession of Unpublished Price Sensitive Information (UPSI). The Insider Trading Code prevents misuse of UPSI and it also provides for periodical disclosures and obtaining pre-clearance for trading in securities of your Company by the Designated Persons.

The Board of Directors have also formulated a policy for determination of 'legitimate purposes' as part of the Code of Fair Disclosure and Conduct as per the requirements of the Prohibition of Insider Trading Regulations.

(f) Compliance with the mandatory Corporate Governance requirements as prescribed under Listing Regulations, 2015

The Board of Directors periodically review the compliance of all applicable laws. The Company is in full compliance with all the mandatory requirements of Corporate Governance as specified in Regulation 17 to 27 and Clauses (b) to (i) of sub-regulation (2) of Regulation 46 of Listing Regulations, 2015.

(g) Risk Management

As required under Regulation 17 of the Listing Regulations, 2015, the Company has established a well-documented and robust risk management framework. The Board of Directors of the Company has adopted the Risk Management policy which involves identification and prioritization of risk events,

categorization of risk into high, medium and low based on the business impact and likelihood of occurrence of risks and risk mitigation and control measures.

The Risk Management Committee and the Board of Directors review the Risk Management Strategy of the Company to ensure effectiveness of the Risk Management policy and procedures.

During the year, the Risk Management Committee has reviewed the risk assessment and minimization procedures and appropriate risk mitigation procedures commensurate to the risks have been adopted.

(h) Corporate Ethics

As a responsible corporate citizen, the Company consciously follows corporate ethics in business and corporate interactions. The Company has framed codes and policies providing guidance for carrying business in an ethical manner. Some of these policies are:

- a. Code for Prevention of Insider Trading;
- b. Code of Conduct; and
- c. Whistle Blower Policy.

(i) Chief Executive Officer (CEO) and Chief Financial Officer (CFO) Certification

As per the requirement of Regulation 17(8) of the Listing Regulations, 2015, a certificate duly signed by CEO (Director-in-Charge) and CFO of the Company, regarding the financial statements for the year ended 31st March, 2025, was placed before the Board of Directors.

(j) Remuneration to the Statutory Auditors

Details of the total fees paid to the Statutory Auditors by your Company are disclosed in Note No. 30 of the Annual Financial Statements in compliance with the Listing Regulations, 2015.

I. UNPAID / UNCLAIMED DIVIDENDS

As per Sections 124 and 125 of the Act and Investor Education and Protection Fund (Accounting, Audit, Transfer and Refund) Rules, 2016, shares pertaining to members who have not encashed / claimed dividends for seven consecutive years from the date of declaration were required to be transferred to the demat account of the Investor Education and Protection Fund (IEPF) Authority. The members whose dividend / shares are transferred to the IEPF Authority can claim their dividend / shares from the IEPF Authority.

In accordance with the IEPF Rules, the Company had sent notice to all members whose shares were due to be transferred to the IEPF Authority and published requisite advertisement in the newspaper prior to transfer of the shares pertaining to such members of the Company who have not en-cashed / claimed dividends for seven consecutive years.

The Company has uploaded the details of unpaid and unclaimed amounts lying with the Company and the list of members whose shares have been transferred to the IEPF Authority on the Company's website: www.silinvestments.in

J. MEMBER INFORMATION

(i) Means of communication

Annual Reports, notice of the meetings and other communications to the members are sent through e-mail, post or courier.

In accordance with Regulation 46 of the Listing Regulations, 2015, the Company has maintained a functional website i.e. www.silinvestments.in containing information about the Company viz. the details of its business, financial information, shareholding pattern, compliance with corporate governance norms, contact information of the designated officials of the Company who are responsible for assisting and handling investor grievances, etc. The contents of the said website are updated from time to time.

The quarterly and annual audited financial results of the Company are sent to the Stock Exchanges immediately after they are approved by the Board. The results / QR code to access the results are normally published in Business Standard in English and Dainik Bhaskar / Rajasthan Patrika in Hindi in terms of Regulation 47 of the Listing Regulations, 2015. The results are also hosted on the website of the Company: www.silinvestments.in

Further, the Company disseminates to the Stock Exchanges i.e. BSE Limited and National Stock Exchange of India Limited wherein the equity shares of the Company are listed, all mandatory information and price sensitive / such other information which in its opinion are material and / or have a bearing on its performance / operations. For the benefit of members, a separate email id has been created for member correspondence viz. investor.grievances@silinvestments.in

(ii) GENERAL MEETINGS

(a) Annual General Meetings of the Company

Details of the last three Annual General Meetings of the Company are as under:

AGM	Financial Year	Date	Time	Venue	Special business/s if any, passed
90 th	2023-24	30 th July, 2024	11.00 a.m.	Through Video Conference / Other Audio-Visual Means (Deemed Venue: Registered Office- Pachpahar Road, Bhawanimandi, Rajasthan)	1. Re-appointment of Mrs. Shalini Nopany as Managing Director. 2. Appointment of Mr. Sanjay Kumar Maheswary as an Independent Director.
89 th	2022-23	19 th August, 2023	12.00 noon	Through Video Conference / Other Audio-Visual Means (Deemed Venue: Registered Office- Pachpahar Road, Bhawanimandi, Rajasthan)	Re-appointment of Mr. Shrikant Mantri as an Independent Director.
88 th	2021-22	30 th August, 2022	11.00 a.m.	Through Video Conference / Other Audio-Visual Means (Deemed Venue: Registered Office- Pachpahar Road, Bhawanimandi, Rajasthan)	NIL

The 91st Annual General Meeting of the Company is proposed to be held on Tuesday, 29th July, 2025 at 11.00 a.m. through Video Conference or any Other Audio-Visual Means.

(b) Postal Ballot

During the financial year 2024-25, no Postal Ballot activity was conducted by the Company.

(iii) General Members' information**(a) 91st Annual General Meeting:**

Date	29 th July, 2025
Day	Tuesday
Time	11.00 a.m.
Mode	Through Video Conference or any Other Audio Visual Means

(b) Record Date

The record date for the purpose of entitlement of dividend will be Tuesday, 22nd July, 2025.

(iv) Details of unclaimed shares in terms of Regulation 39 of Listing Regulations, 2015

Regulation 39(4) of the Listing Regulations, 2015 read with Schedule VI "Manner of dealing with Unclaimed Shares", which came into effect from 01st December, 2015, has directed companies to dematerialize such shares which have been returned as "Undelivered" by the postal authorities and hold these shares in an "Unclaimed Suspense Account" to be opened with either one of the Depositories viz. National Securities Depository Limited or Central Depository Services (India) Limited.

All corporate benefits on such shares shall be credited to the Unclaimed Suspense Account as applicable for a period of seven years and will thereafter be transferred in accordance with the provisions of Investor Education and Protection Fund Authority (Accounting, Audit, Transfer, and Refund) Rules, 2016 (IEPF Rules) read with Section 124(6) of the Act.

During the year under review, there were no unclaimed shares lying with the Company which were required to be transferred to Unclaimed Suspense Account.

(v) Tentative financial calendar

Next financial year	1 st April, 2025 to 31 st March, 2026
First Quarter Results and Limited Review	mid-August, 2025
Second Quarter Results and Limited Review	mid-November, 2025
Third Quarter Results and Limited Review	mid-February, 2026
Audited Annual Results (2025 - 26)	mid-May, 2026

(vi) Dividend

Payment date (tentative): 02nd August, 2025.

The Board of Directors at their meeting held on 05th May, 2025, have recommended a dividend of Rs. 2.50 per share for the year ended 31st March, 2025, subject to members' approval at the forthcoming AGM. If approved, the dividend will be paid to the members within 30 days from the date of AGM. The Company will continue to use NECS / ECS or any other electronic mode for payment of dividend to the members located in places where such facilities / system is in existence.

(vii) Listing on Stock Exchanges and stock codes

The names of the Stock Exchanges on which the equity shares of the Company are listed with the respective stock codes is as follows:

Sr. No.	Name and Address of the Stock Exchange	Stock Code
1.	BSE Limited, P. J. Towers, Dalal Street, Mumbai - 400 001	521194
2.	National Stock Exchange of India Limited, Exchange Plaza, Block G, C-1, Bandra Kurla Complex, Bandra (East), Mumbai - 400 051	SILINV

Listing fees for the year 2024-25 have been paid to the Stock Exchanges within the stipulated time.

(viii) Corporate Identification Number

Corporate Identification Number of the Company allotted by the Ministry of Corporate Affairs, Government of India is L17301RJ1934PLC002761.

(x) Shareholding Pattern

Details of shareholding by ownership as on 31st March, 2025 was as under:

Sr. No.	Particulars	As on 31 st March, 2025	
		No. of Shares	% of Total Shares
1.	Promoters	67,59,369	63.79
2.	Financial Institutions/Banks/Mutual Funds/UTI/Insurance Cos./NBFCs	5,602	0.05
3.	Central Government/State Government(s)/IEPF	1,09,312	1.03
4.	Indian Public:		
a.	Bodies Corporate/LLP	17,71,874	16.72
b.	Individuals/HUF/Trusts	19,01,043	17.95
c.	Stock Exchange Clearing Members	301	0.00
5.	FII, FPIs	9,800	0.09
6.	NRI/Foreign Nationals	38,559	0.37
	TOTAL	1,05,95,860	100.00

(xi) Distribution of shareholding

The distribution of shareholding as on 31st March, 2025 was as follows:

Sr. No.	No. of Equity Shares	No. of Shares held	% of Total Shares
1.	1 to 1000	7,13,792	6.74
2.	1001 to 5000	4,12,454	3.89
3.	5001 to 10000	2,66,848	2.52
4.	10001 to 50000	4,74,596	4.48
5.	50001 to 100000	1,07,763	1.02
6.	100001 to 1000000	43,03,587	40.61
7.	1000001 to 5000000	43,16,820	40.74
	TOTAL	1,05,95,860	100.00

(xii) Dematerialization of shares and liquidity

The Company has an agreement with National Securities Depository Limited and Central Depository Services (India) Limited for providing depository services for holding the shares in dematerialized mode. As a result, as on 31st March, 2025, 99.45% of the total equity share capital of the Company was held in dematerialized form. The Company has paid the requisite fees to all these authorities for the year 2024-25.

(xiii) Communication to Members

As per circulars issued by SEBI from time to time, it is mandatory for holders of physical securities to furnish PAN, KYC and Nomination / Opt-out of Nomination details before getting any investor

service request processed. Security holders holding securities in physical form, and who have not updated / submitted PAN, KYC or Nomination / Opt-out of Nomination, shall be eligible to receive dividend only through electronic mode with effect from 1st April, 2025. Members may refer to the FAQs for investor awareness, provided by SEBI on its website at

https://www.sebi.gov.in/sebi_data/faqfiles/sep-2024/1727418250017.pdf

Members who are yet to update details in their physical folios are, therefore, urged to furnish PAN, KYC and Nomination / Opt-out of Nomination by submitting the prescribed forms duly filled, to the RTA by email from their registered email id to rnt.helpdesk@in.mpms.mufig.com or by sending a physical copy of the prescribed forms duly filled and signed by the registered holders to MUFG Intime India Private Limited at C-101, Embassy, 247 Park, Lal Bahadur Shastri Marg, Vikhroli (West), Mumbai 400 083. In accordance with SEBI circular, the Company has sent / will be sending out intimations to those members, holding shares in physical form, whose PAN, KYC and / or Nomination details are not updated, requesting them to update the details.

Members may please note that SEBI vide its Circular No. SEBI/HO/MIRSD/MIRSD_RTAMB/P/CIR/2022/8 dated 25th January, 2022 has mandated companies to issue securities only in demat form while processing service requests viz. issue of duplicate securities certificate; Claim from Unclaimed Suspense Account; Renewal / Exchange of securities certificate; Endorsement; Sub-division / Splitting of securities certificate; Consolidation of securities certificates / folios; Transmission and Transposition. Accordingly, members are requested to make service requests by submitting a duly filled and signed Form ISR - 4, the format of which is available on the Company's website under the link at

<https://www.silinvestments.in/ImportantAnnouncementforPhysicalShareholders.aspx>

Members holding shares in physical form are requested to dematerialize their holding at the earliest to get inherent benefits of dematerialization and also considering that physical transfer of equity shares / issuance of equity shares in physical form have been disallowed by SEBI.

(xiv) Disclosures with respect to Suspense Escrow Demat Account

As per circulars / guidelines issued by SEBI, after due verification of the investor service requests received from the Members / Claimants, 'Letters of Confirmation (LOC)' are issued in lieu of physical share certificate(s) by Companies / RTAs. The validity of such LOCs is one hundred twenty (120) days from the date of issuance, within which the Member / Claimant is required to make a request to the Depository Participant (DP) for dematerializing the shares covered by the LOC. In case the demat request is not submitted within the aforesaid timeline, the companies are required to transfer such shares to Suspense Escrow Demat Account (SEDA) of the Company opened for this purpose. Members / Claimants can claim their shares from SEDA by submitting the required documents to RTA as per SEBI Advisory dated 30th December, 2022. During the year under review, there were no unclaimed shares lying with the Company which were required to be transferred to SEDA.

(xv) Outstanding GDRs / ADRs / Warrants or any convertible instruments, conversion date and likely impact on equity

As on date there are no outstanding warrants or any convertible instruments. The Company has not issued GDRs / ADRs.

(xvi) Commodities price risk or foreign exchange risk and hedging

The Company is not dealing in commodities and hence disclosure relating to commodity price risks and commodity hedging activities is not applicable.

(xvii) Share transfer system

To expedite share transfer, authority has been delegated to the Stakeholders Relationship Committee of the Board. The Committee considers requests for transmission, issue of duplicate certificates, issue of certificates on split / consolidation / renewal, etc. and the same are processed and delivered within

15 days of lodgement, if the documents are complete in all respects. The Secretary of the Company has been authorized to approve the requests for transmission, effecting change of name, etc. to expedite requests from members.

As per the provisions of Section 72 of the Act, facility for making nomination is available for the members in respect of shares held by them. Members holding shares in physical form may obtain a nomination form (Form SH-13), from the Company's RTA or download the same from the Company's website through the weblink at:

<https://www.silinvestments.in/pdfs/ImportantAnnouncementforPhysicalShareholders/4.%20FORM-SH-13.pdf>

Members holding shares in dematerialized form should contact their Depository Participants (DP) in this regard.

(xviii) Address for Members' Correspondence

Members of the Company are requested to correspond with the Registrar and Share Transfer Agent at the below given address on all matters relating to transmission, issue of duplicate shares, dematerialization of shares, payment of dividend and any other query relating to the equity shares of the Company.

(xix) Registrar and Share Transfer Agent

The Company has appointed MUFG Intime India Private Limited (formerly known as Link Intime India Private Limited), as Registrar & Share Transfer Agent (RTA) of the Company from 01st April, 2016 for handling share registry (physical and electronic modes). Accordingly, all correspondence, request for transmission, demat / remat and other communication in relation thereto should be mailed / hand delivered to the said RTA directly at the following address:

MUFG Intime India Private Limited

C-101, Embassy, 247 Park,
Lal Bahadur Shastri Marg,
Vikhroli (West),
Mumbai 400 083.
Phone: +91 8108116767
Fax: +91-22-49186060
E-mail: rnt.helpdesk@in.mpms.mufg.com

(xx) Compliance Officer

Mr. Lokesh Gandhi
Company Secretary & Compliance Officer
seated at Mumbai office at:
601, 6th Floor, E Wing, Lotus Corporate Park,
185/A, Graham Firth Steel Compound,
Off: Western Express Highway,
Goregoan (East), Mumbai 400 063.
Tel.: 022 - 4219 8800/4219 8834
Fax: 022 - 4219 8830/31
E-mail ID: lokeshgandhi@silinvestments.in

(xxi) Investor Relations

In order to facilitate investor servicing, the Company has designated an e-mail id - investor.grievances@silinvestments.in mainly for registering complaints by investors.

K. COMPLIANCE**(i) Statutory Compliance, Penalties and Strictures**

The Company has continued to comply with the requirements of the Stock Exchanges, SEBI, RBI and other statutory authorities on all relevant matters. There were no cases of penalties or strictures imposed on the Company by any Stock Exchange, SEBI, RBI or any other statutory authorities for any violation related to capital market or relating to conditions of licensing by the RBI, during the last three years.

(ii) Listing Regulations Compliance

The Company complies with all the mandatory requirements of the Listing Regulations, 2015.

(iii) Audit Qualification

The Company is in the regime of unqualified financial statement.

(iv) Compliance with discretionary requirements

The Company has also substantially complied with the discretionary requirements stipulated under Regulation 27 of the SEBI Listing Regulations, 2015.

(v) Certificate on Corporate Governance

The Company has obtained a certificate from M/s. R. Chouhan & Associates, Company Secretaries in Practice regarding compliance of the conditions of Corporate Governance, as stipulated in Regulation 34(3) read with Part E of Schedule V of the Listing Regulations, 2015, which together with this Report on Corporate Governance is annexed to the Director's Report and shall be sent to all the members of the Company and the Stock Exchanges along with the Annual Report of the Company.

(vi) Certificate from Practicing Company Secretary

The Company has obtained a certificate from M/s. R. Chouhan & Associates, Company Secretaries in Practice stating that none of the Directors on the Board of the Company have been debarred or disqualified by SEBI / Ministry of Corporate Affairs or any such statutory authority, from being appointed or acting to continue as a Director of the Company and the same forms part of this Report.

(vii) Auditors' Certificate on Compliance with Prudential Norms under Non-Banking Finance (Non-Deposit Accepting) Directions, 2007

The Company every year obtains a certificate from its Statutory Auditors about the adequacy of net owned funds and compliance with prudential norms as applicable to non-deposit taking NBFCs and that the Company is not accepting nor holding public deposits under Non-Banking Finance (Non-Deposit Accepting) Directions, 2007.

(viii) Disclosure under Regulation 30 of the Listing Regulations, 2015 regarding certain agreements with media companies

Pursuant to requirement of Regulation 30 of the Listing Regulations, 2015, the Company would like to inform that no agreement(s) have been entered into with media companies and / or their associates which has resulted in / will result in any kind of shareholding in the Company and consequently any other related disclosures viz. details of nominee(s) of the media companies on the Board of the Company, any management control or potential conflict of interest arising out of such agreements, etc. are not applicable. The Company has not entered into any other back to back treaties / contracts / agreements / MoUs or similar instruments with media companies and / or their associates.

(ix) Disclosure under the Sexual Harassment of Women at Workplace (Prevention, Prohibition and Redressal) Act, 2013

As required under the Sexual Harassment of Women at Workplace (Prevention, Prohibition & Redressal) Act, 2013 and Rules framed thereunder, your Company has implemented a policy on prevention, prohibition and redressal of sexual harassment at the workplace. This has been widely

communicated internally. During the year under review, the Company has not received any complaint pertaining to sexual harassment.

(x) Particulars of Loans and Advances

Details of Loans and Advances given to companies in which Directors are interested are disclosed in Note No. 34 of the Annual Financial Statements in compliance with the Listing Regulations, 2015.

(xi) Details of material subsidiary companies

Disclosure requirements pertaining to material subsidiary companies prescribed under Schedule V of the Listing Regulations, 2015, are as follows:

Sr. No.	Name of material subsidiary	Date of incorporation	Place of incorporation	Name of Statutory Auditor	Date of appointment of Statutory Auditor
1.	RTM Investment & Trading Co. Limited	06.02.1987	Kolkata, West Bengal	M/s. Manav & Co., Chartered Accountants	29.08.2022
2.	SCM Investment & Trading Co. Limited	26.12.1986	Kolkata, West Bengal	M/s. Manav & Co., Chartered Accountants	29.08.2022

L. INVESTOR SAFEGUARDS AND OTHER INFORMATION

(i) Dematerialization of Shares

Members are requested to convert their physical holdings to demat / electronic form through any of the registered Depository Participants (DPs) to avoid the hassles involved in dealing in physical shares such as non-transfer, possibility of loss, mutilation, etc. and also to ensure safe and speedy transaction in respect of the shares held.

(ii) National Electronic Clearing Services (NECS) / Electronic Clearing Services (ECS) mandate

NECS / ECS facility ensures timely remittance of dividend without possible loss / delay in postal transit. Members holding shares in electronic form may register their NECS / ECS details with the respective DPs and members holding shares in physical form may register their NECS / ECS details with Registrar and Share Transfer Agents to receive dividends, if declared, via the NECS / ECS mode.

(iii) Timely encashment of Dividends

Members who have either not opted for NECS / ECS mandate or do not have such a facility with their bankers, are requested to encash dividends promptly to avoid the inconvenience of writing to Company's Share Transfer Agent thereafter for revalidation of dividend warrants.

(iv) Transfer of unclaimed dividend to Investor Education and Protection Fund

Under the Act, dividends which remain unclaimed for a period of seven consecutive years are required to be transferred to Investor Education and Protection Fund (IEPF) administered by the Central Government. Dates of declaration of dividends since 2017-2018 and the corresponding dates when unclaimed dividends are due to be transferred to the Central Government are given in the table below:

Financial Year Ended	Date of Declaration of Dividend	Amount remaining unclaimed/ unpaid as on 31.03.2025 (Rs.)	Last date for claiming unpaid Dividend amount (on or before)	Last date for transfer to IEPF
31.03.2018	31.08.2018	1,34,833.50	07.10.2025	06.11.2025
31.03.2019	22.08.2019	99,985.50	28.09.2026	28.10.2026
31.03.2020	16.09.2020	1,54,125.72	23.10.2027	22.11.2027
31.03.2021	31.08.2021	1,41,490.10	07.10.2028	06.11.2028
31.03.2022	30.08.2022	1,21,277.10	06.10.2029	05.11.2029
31.03.2023	19.08.2023	1,09,344.50	25.09.2030	25.10.2030
31.03.2024	30.07.2024	1,43,662.50	05.09.2031	05.10.2031

Members are once again requested to utilize this opportunity and get in touch with Company's Registrar and Share Transfer Agent - MUFG Intime India Private Limited for encashing the unclaimed dividends standing to the credit of their account.

Members are further requested to note that after completion of seven years, applications will have to be made to the IEPF authority for claiming the dividend not claimed and no claims shall lie against the Company for the amounts of dividend so transferred to the IEPF authority.

(v) Update Address/Bank Details

To receive all communications / corporate actions promptly, members holding shares in dematerialized form are requested to update their address / bank details with the respective DPs and in case of physical shares, the updated details have to be intimated to the Registrar and Share Transfer Agent.

(vi) Consolidate Multiple Holdings (in respect of physical holdings)

Members are requested to consolidate their shareholdings held under multiple folios to eliminate receipt of multiple communications and this would ensure that future correspondence / corporate benefits could be sent to a consolidated folio.

(vii) Registered email address

The Ministry of Corporate Affairs has taken steps to encourage 'Green Initiative in Corporate Governance' by issuing various circulars whereby companies are permitted to send Notice / Documents including Annual Report in electronic mode (hereinafter 'Documents'), provided the Company has obtained email address of its members for sending these Documents through email by giving an advance opportunity to every member to register their email addresses and changes therein from time to time with the Company.

Accordingly, members holding shares in physical form are requested to register their email addresses and changes therein from time to time, by directly sending the relevant email addresses along with the details such as name, address, folio no., no. of shares held to the Registrar and Share Transfer Agents, MUFG Intime India Private Limited.

In respect of shares held in electronic form, the email address along with DP ID / Client ID and other member details as mentioned above, should be registered by the members with their respective DPs. Upon registration of the email address, the Company proposes to send notices and documents, in electronic form to such members.

(viii) Addresses for Investor correspondence:**SIL Investments Limited**

Pachpahar Road,
Bhawanimandi - 326 502 (Rajasthan).
Tel.: 07433 - 222082
Fax: 07433 - 222916
E-mail Id: lokeshgandhi@silinvestments.in; and
investor.grievances@silinvestments.in

Registrar and Share Transfer Agent:

MUFG Intime India Private Limited
C-101, Embassy, 247 Park, Lal Bahadur Shastri Marg,
Vikhroli (West), Mumbai 400 083.
Tel.: +91 8108116767
Fax: +91 022- 49186060
Email Id: rnt.helpdesk@in.mpms.mufg.com

DECLARATION OF COMPLIANCE OF THE COMPANY'S CODE OF CONDUCT

To:

SIL Investments Limited
Pachpahar Road
Bhawanimandi - 326 502
(Rajasthan)

The Company has framed a specific Code of Conduct for the members of the Board and the Senior Management Personnel of the Company pursuant to Regulation 26(3) of SEBI (Listing Obligations and Disclosure Requirements) Regulations, 2015 with Stock Exchanges to further strengthen corporate governance practices in the Company.

All members of the Board and Senior Management Personnel of the Company have affirmed due observance of the said Code of Conduct in so far as it is applicable to them and there is no non-compliance thereof during the year ended 31st March, 2025.

Place: Kolkata
Dated: 22nd April, 2025

Brij Mohan Agarwal
Director-in-Charge
(DIN: 03101758)

CEO AND CFO CERTIFICATEDate: 22nd April, 2025

To
The Board of Directors
SIL Investments Limited
Bhawanimandi - 326 502 (Raj.)

CERTIFICATE

[As required under Regulation 17(8) of the SEBI (Listing Obligations and Disclosure Requirements) Regulations, 2015]

We hereby certify to the Board that:

- a. We have reviewed the financial statements and the cash flow statement for the financial year ended 31st March, 2025 and that to the best of our knowledge and belief:
 - i. these statements do not contain any materially untrue statement or omit any material fact or contain statements that might be misleading;
 - ii. these statements together present a true and fair view of the Company's affairs and are in compliance with existing accounting standards, applicable laws and regulations.
- b. There are, to the best of our knowledge and belief, no transactions entered into by the Company during the year which are fraudulent, illegal or violative of the Company's Code of Conduct.
- c. We accept responsibility for establishing and maintaining internal controls for financial reporting and we have evaluated the effectiveness of internal control systems of the Company pertaining to financial reporting and we have disclosed to the auditors and the Audit Committee, deficiencies in the design or operation of such internal controls, if any, of which we are aware and the steps taken or proposed to be taken to rectify these deficiencies.
- d. We have indicated to the Auditors and the Audit Committee:
 - i. significant changes, if any, in internal control over financial reporting during the year;
 - ii. significant changes, if any, in accounting policies during the year and that the same have been disclosed in the notes to the financial statements; and
 - iii. instances of significant fraud of which we have become aware and the involvement therein, if any, of the management or an employee having a significant role in the Company's internal control system over financial reporting.

For SIL Investments Limited

Brij Mohan Agarwal
(Director-in-Charge)
(DIN: 03101758)

For SIL Investments Limited

Manoj Kumar Jain
(Chief Financial Officer)
(PAN: ACUPJ7443E)

AUDITOR'S CERTIFICATE ON CORPORATE GOVERNANCE

To,
The Members,
SIL INVESTMENTS LIMITED
CIN: L17301RJ1934PLC002761
Pachpahar Road, Bhawanimandi,
Jhalawar, Rajasthan.

We have examined the compliance of conditions of Corporate Governance by SIL INVESTMENTS LIMITED ('the Company'), as stipulated under Regulations 17 to 27, clauses (b) to (i) of regulation 46(2) and para C, D and E of Schedule V of the Securities and Exchange Board of India (Listing Obligations and Disclosure Requirements) Regulations, 2015 ('Listing Regulations') for the financial year ended 31st March, 2025.

We state that the compliance of conditions of Corporate Governance is the responsibility of the management, and our examination was limited to the review of procedures and implementation thereof adopted by the Company for ensuring the compliance of the conditions of Corporate Governance as stipulated in the said Regulations. It is neither an audit nor an expression of opinion on the financial statements of the Company.

In our opinion, and to the best of our information and according to the explanations given to us, we certify that the Company has complied with the conditions of Corporate Governance as stipulated in the SEBI Listing Regulations for the financial year ended 31st March, 2025.

We further state that such compliance is neither an assurance as to the future viability of the Company nor the efficiency or effectiveness with which the management has conducted the affairs of the Company.

For R. CHOUHAN & ASSOCIATES
(ICSI Unique Code: S2001RJ036300)

RAJENDRA CHOUHAN - Proprietor

Company Secretary in Practice

Peer Review No.: 868/2020

FCS No.: 5118

C P No.: 3726

Place: Jaipur
Date: 05.05.2025
UDIN: F005118G000258118

CERTIFICATE OF NON-DISQUALIFICATION OF DIRECTORS

(Pursuant to Regulation 34(3) and Schedule V Para C Sub-clause (10)(i) of the SEBI (Listing Obligations and Disclosure Requirements) Regulations, 2015)

To,

SIL Investments Limited

Pachpahar Road, Bhawanimandi,
Jhalawar - 326502, Rajasthan.

I have examined the relevant registers, records, forms, returns and disclosures received from the Directors of **SIL Investments Limited** having **CIN-L17301RJ1934PLC002761** and having registered office at Pachpahar Road, Bhawanimandi, Jhalawar, Rajasthan (hereinafter referred to as 'the Company'), produced before me by the Company for the purpose of issuing this Certificate, in accordance with Regulation 34(3) read with Schedule V Para - C Sub-clause 10 (i) of the Securities and Exchange Board of India (LODR) Regulations, 2015.

In my opinion and to the best of my information and according to the verifications [including Directors Identification Number (DIN) status at the portal (www.mca.gov.in)] as considered necessary and explanations furnished to me by the Company and its officers, I hereby certify that none of the Directors on the Board of the Company given below for the F.Y. ending on 31.03.2025 have been debarred or disqualified from being appointed or continuing as Directors of Companies by the Securities and Exchange Board of India, Ministry of Corporate Affairs or any such other Statutory Authority:

Sr. No.	Name of Director	DIN	Date of Appointment in Company	Date of cessation from Company
1.	Mr. Chandra Shekhar Nopany	00014587	18/06/1993	-
2.	Mrs. Shalini Nopany*	00077299	26/10/2009	-
3.	Mr. Sanjay Goenka	00420444	24/07/2006	23.08.2024
4.	Mr. Brij Mohan Agarwal	03101758	31/03/2016	-
5.	Mr. Abhrajit Dutta	00546556	02/08/2016	-
6.	Mr. Shrikant Mantri	01240147	10/05/2019	-
7.	Mr. Sanjay Kumar Maheswary**	00497335	24/06/2024	-

* Mrs. Shalini Nopany (DIN - 00077299) was re-appointed as the Managing Director of the Company for a period of three years, commencing from 25th January, 2025 to 24th January, 2028.

** Mr. Sanjay Kumar Maheswary (aged above 75 years) was appointed as an Additional Director (Independent) of the Company, w.e.f. 24th June, 2024 and the appointment was approved by the members in their AGM held on 30th July, 2024.

Ensuring the eligibility of every Director on the Board for the appointment / continuity is the responsibility of the management of the Company. Our responsibility is to express an opinion on these based on our verification. This certificate is neither an assurance as to the future viability of the Company nor of the efficiency or effectiveness with which the management has conducted the affairs of the Company.

For R. CHOUHAN & ASSOCIATES
(ICSI Unique Code: S2001RJ036300)

RAJENDRA CHOUHAN - Proprietor
Company Secretary in Practice
Peer Review No.: 868/2020
FCS No.: 5118
C P No.: 3726

Place: Jaipur
Date: 05.05.2025
UDIN: F005118G000258096

ANNEXURE III TO THE DIRECTORS' REPORT

ANNUAL REPORT ON CORPORATE SOCIAL RESPONSIBILITY (CSR) ACTIVITIES FOR THE FINANCIAL YEAR 2024 - 25

1. A brief outline of the Company's CSR policy:

The CSR policy focuses on the areas identified by the Company for its CSR activities which are education, development of rural infrastructure, conservation of environment, health and sanitation and promotion of sports and cultural activities. The Company is committed to building a sustainable enterprise for the benefit of its present and future generation of stakeholders. The Company shall integrate and follow responsible practices in its business strategies and operations, to manage the three challenges - economic prosperity, social development and environmental integrity.

2. The composition of the CSR Committee:

Sr. No.	Name of Director	Designation / Nature of Directorship*	Number of meetings of CSR Committee held during the year	Number of meetings of CSR Committee attended during the year
1.	Mr. C. S. Nopany	Chairman / NED	2	2
2.	Mrs. Shalini Nopany	Member / MD	2	1
3.	Mr. Shrikant Mantri [§]	Member / ID	2	1
4.	Mr. Sanjay Goenka [#]	Member / ID	2	1

*NED - Non-Executive Director, MD - Managing Director, ID - Independent Director

[§]Mr. Shrikant Mantri was appointed as member of the Committee w.e.f. 02nd August, 2024.

[#]Mr. Sanjay Goenka ceased to be a member of the Committee w.e.f. 23rd August, 2024.

3. The weblink where composition of CSR Committee, CSR Policy and CSR Projects approved by the Board are disclosed on the website of the Company:

These details are disclosed on the Company's website at www.silinvestments.in

4. The details of Impact Assessment of CSR projects carried out in pursuance of sub-rule (3) of rule 8 of the Companies (Corporate Social Responsibility Policy) Rules, 2014, if applicable: Not applicable
5. Details of the amount available for set off in pursuance of sub-rule (3) of rule 7 of the Companies (Corporate Social Responsibility Policy) Rules, 2014 and amount required for set off for the financial year, if any:

(Rs. in lakhs)

Sr. No.	Financial Year	Amount available for set-off from preceding financial years	Amount required to be set-off for the financial year, if any
1.	2021-22	0.39	-
2.	2022-23	0.14	-
3.	2023-24	0.11	-
	TOTAL	0.64	-

6. Average net profit of the Company as per Section 135(5): Rs. 401.55 lakhs
7. (a) Two percent of average net profit of the Company as per Section 135(5): Rs. 8.03 lakhs
 (b) Surplus arising out of the CSR projects or programmes or activities of the previous financial years: Nil
 (c) Amount required to be set off for the financial year, if any: Nil
 (d) Total CSR obligation for the financial year (7a + 7b - 7c): Rs. 8.03 lakhs

SIL INVESTMENTS LIMITED

8. (a) CSR amount spent or unspent for the financial year:

(Rs. in lakhs)

Total amount spent for the financial year	Amount Unspent				
	Total Amount transferred to Unspent CSR Account as per section 135(6)		Amount transferred to any fund specified under Schedule VII as per second proviso to section 135(5)		
	Amount	Date of transfer	Name of fund	Amount	Date of transfer
9.00	-	-	-	-	-

(b) Details of CSR amount spent against ongoing projects for the financial year:

(Rs. in lakhs)

(1)	(2)	(3)	(4)	(5)	(6)	(7)	(8)	(9)	(10)	(11)
Sr. No.	Name of the Project	Item from the list of activities in Schedule VII to the Act	Local area (Yes/No)	Location of the project	Project duration	Amount allocated for the project	Amount spent in the current financial year	Amount transferred to Unspent CSR Account for the project as per Section 135(6)	Mode of Implementation - Direct (Yes/No)	Mode of Implementation - Through Implementing Agency
-	-	-	-	-	-	-	-	-	-	-

(c) Details of CSR amount spent against other than ongoing projects for the financial year:

(Rs. in lakhs)

(1)	(2)	(3)	(4)	(5)		(6)	(7)	(8)	
Sr. No.	Name of the Project	Item from the list of activities in schedule VII to the Act	Local area (Yes/No)	Location of the project		Amount spent for the project	Mode of Implementation-Direct (Yes/No)	Mode of Implementation-Through Implementing Agency	
				State	District			Name	CSR Registration No.
1.	Education Initiatives: Promoting education by imparting quality education which enables students to achieve their optimum potential	Promotion of education activities	No	West Bengal, Kolkata		9.00	No	Nopany Foundation	CSR00047189

(d) Amount spent in Administrative Overheads: Nil

(e) Amount spent on Impact Assessment, if applicable: Not Applicable

(f) Total amount spent for the Financial Year (8b + 8c + 8d + 8e): Rs. 9.00 lakhs

(g) Excess amount for set off, if any: Rs. 0.97 lakhs

(Rs. in lakhs)

Sr. No.	Particular	Amount
(i)	Two percent of average net profit of the Company as per Section 135(5)	8.03
(ii)	Total amount spent for the financial year	9.00
(iii)	Excess amount for the financial year [(ii)-(i)]	0.97
(iv)	Surplus arising out of the CSR projects or programmes or activities of the previous financial years, if any	-
(v)	Amount available for set off in succeeding financial years [(iii)-(iv)]	0.97

9. (a) Details of Unspent CSR amount for the preceding three financial years:

(Rs. in lakhs)

Sr. No.	Preceding financial year	Amount transferred to Unspent CSR Account under section 135(6)	Amount spent in the reporting financial year	Amount transferred to any fund specified under Schedule VII as per section 135(6), if any			Amount remaining to be spent in succeeding financial years
				Name of the fund	Amount	Date of transfer	
-	N.A.	-	-	-	-	-	-
	Total	-	-	-	-	-	-

- (b) Details of CSR amount spent in the financial year for ongoing projects of the preceding financial year(s):

(Rs. in lakhs)

(1) Sr. No.	(2) Project ID	(3) Name of the project	(4) Financial year in which the project was commenced	(5) Project duration	(6) Total amount allocated for the project	(7) Amount spent on the project in the reporting Financial Year	(8) Cumulative amount spent at the end of reporting financial year	(9) Status of the project - completed / ongoing
-	N.A.	-	-	-	-	-	-	-
	Total	-	-	-	-	-	-	-

10. Details relating to the asset created or acquired through CSR spent in the financial year (asset-wise details):

- Date of creation or acquisition of the capital asset(s) - Not applicable
- Amount of CSR spent for creation or acquisition of capital asset - Not applicable
- Details of the entity or public authority or beneficiary under whose name capital asset is registered, their address - Not applicable
- Details of the capital asset(s) created or acquired (including complete address and location of the capital asset) - Not applicable

11. Reason(s), if the Company has failed to spend two per cent of the average net profit as per section 135(5)- Not applicable

Shalini Nopany
(DIN: 00077299)
Managing Director

C. S. Nopany
(DIN: 00014587)
Chairman CSR Committee

ANNEXURE IV TO THE DIRECTORS' REPORT
PARTICULARS OF EMPLOYEES

- A. 1. The ratio of the remuneration of each Director to the median remuneration of the employees of the Company for the Financial Year 2024-25 and the percentage increase in remuneration of each Director, Managing Director, Chief Financial Officer and Company Secretary in the Financial Year 2024-25 are as under:

Sr. No.	Name of Director / KMP	Designation	Ratio of Remuneration of each Director to median remuneration of employees	Percentage increase in Remuneration
1.	Mr. C. S. Nopany	Non-Executive Director	0.09	-
2.	Mrs. Shalini Nopany	Executive Director (M.D.)	26.21	55.08
3.	Mr. Brij Mohan Agarwal	Executive Director (Director-in-charge)	0.09	-
4.	Mr. Abhrajit Dutta	Independent Director	0.09	-
5.	Mr. Shrikant Mantri	Independent Director	0.09	-
6.	Mr. Lokesh Gandhi	Company Secretary and Compliance Officer	N.A.	16.42

Notes:

- Mr. Sanjay Goenka ceased to be a Director of the Company effective 23rd August, 2024.
 - Mr. Sanjay Kumar Maheswary was appointed as an Independent Director w.e.f. 24th June, 2024.
 - Mr. Vikas Baheti resigned as Chief Financial Officer of the Company w.e.f. close of business hours on 31st August, 2024.
 - Mr. Manoj Kumar Jain was appointed as Chief Financial Officer w.e.f. 01st September, 2024.
- During the financial year, there was an increase of 10.39% in the median remuneration of employees;
 - There were seven permanent employees on the rolls of the Company as on 31st March, 2025;
 - Average percentage increase made in the salaries of employees other than the managerial personnel in the last financial year i.e. 2024-25 was 15.44% whereas the increase in the managerial remuneration for the same financial year was 23.83%.
 - It is hereby affirmed that the remuneration paid is as per the Remuneration Policy for Directors, Key Managerial Personnel and other Employees.

Notes:

- The remuneration of Non-Executive Directors is exclusive of sitting fees.

B. Information pursuant to Section 197(12) of the Companies Act, 2013 read with the Rule 5(2) and 5(3) of Companies (Appointment and Remuneration of Managerial Personnel) Rules, 2014

- Top 10 employees in terms of remuneration drawn during the year:

Name & Designation of the Employee	Remuneration received (Rs. in lakhs)	Qualifications	Experience (Yrs.)	Nature of Employment	Date of commencement of employment	Age (Yrs.)	Last Employment held before joining the Company
Mrs. Shalini Nopany Managing Director	143.98	B.Com (Hons.), M.B.A.	34	Regular	26 th October, 2009	57	-

Name & Designation of the Employee	Remuneration received (Rs. in lakhs)	Qualifications	Experience (Yrs.)	Nature of Employment	Date of commencement of employment	Age (Yrs.)	Last Employment held before joining the Company
Mr. Manoj Kumar Jain* Chief Financial Officer	46.45	B.Com. (Hons.); C.A.; Special Management Program - IIM Kolkata	27	Regular	01 st September, 2024	51	JRK Stock Broking Pvt. Ltd.
Mr. Lokesh Gandhi Company Secretary	33.04	M.Com, LLB, C.S.	15	Regular	27 th August, 2014	38	National Stock Exchange of India Limited
Mr. Rishi Kumar Jaju Senior Account Officer	5.99	B.Com, C.A. - Intermediate	2.5	Regular	10 th January, 2024	31	Self-Employed
Mr. Poonam Kumar Verma Officer - Administration & Facilities	5.49	H.S.C.	16	Regular	01 st December, 2022	40	HFCL Limited
Mr. Parth Paliwal Chief Information Security Officer	0.60	M.SC - IT (Sikkim Manipal University, Kota)	14	Regular	01 st April, 2024	35	Sutlej Textiles and Industries Limited
Mr. Brij Mohan Agarwal Director-in-Charge	0.50	B.Com., M.B.A.	33	Regular	31 st March, 2016	54	The Oudh Sugar Mills Ltd.

* Mr. Manoj Kumar Jain was appointed as Chief Financial Officer w.e.f. 01st September, 2024.

- During the year 2024 - 25, no employee was in the receipt of remuneration as is required to be disclosed under Section 197 of Companies Act, 2013 read with Rule 5(2)(i) and (ii) of Companies (Appointment and Remuneration of Managerial Personnel) Rules, 2014.

Form AOC-I

(Pursuant to first proviso to Sub-Section (3) of Section 129
read with Rule 5 of Companies (Accounts) Rules, 2014)

Statement containing salient features of the financial statement of subsidiaries / associate companies / joint ventures

Part "A": Subsidiaries

(Rs. in lakhs)

Sr. No.	Name of the Subsidiary	RTM Investment & Trading Co. Ltd.	SCM Investment & Trading Co. Ltd.	SIL Properties Ltd.	RTM Properties Ltd.	SIL International Pte. Ltd.
1.	Reporting Period	2024 - 25	2024 - 25	2024 - 25	2024 - 25	2024 - 25
2.	Reporting Currency	INR	INR	INR	INR	INR
3.	Exchange Rate	-	-	-	-	-
4.	Share Capital	2,301.68	1,925.92	1,287.48	1,266.57	4,340.94
5.	Reserves and Surplus	33,883.65	33,304.39	1,374.24	1,633.02	37.27
6.	Total Assets	40,200.84	39,465.85	2,760.67	3,020.09	4,387.55
7.	Total Liabilities	4,015.51	4,235.54	98.95	120.50	-
8.	Investments	40,077.89	39,317.36	591.53	1,972.73	871.92
9.	Turnover	470.44	269.44	95.95	125.34	89.50
10.	Profit & Loss before Taxation	442.63	245.47	-8.01	24.21	58.56
11.	Provision for Taxation	115.59	62.62	49.69	53.79	2.54
12.	Profit & Loss after Taxation	327.04	182.85	-57.70	-29.58	56.02
13.	Proposed Dividend	-	-	-	-	-
14.	% of Shareholding	84.79%	80.52%	36.18%	36.07%	100%

Notes:

1. RTM Investment & Trading Co. Ltd. and SCM Investment & Trading Co. Ltd. are the subsidiaries of the Company.
2. SIL Properties Ltd. and RTM Properties Ltd. are the step-down subsidiaries of the Company.
3. SIL International Pte. Ltd. is the wholly owned subsidiary of the Company.

Part "B": Associates and Joint Ventures:

Statement pursuant to Section 129 (3) of the Companies Act, 2013 related to Associate Companies and Joint Ventures - The Company does not have any Associate or Joint Venture company.

**For and on behalf of Board of Directors of
SIL Investments Limited**

C. S. Nopany
Chairman
DIN: 00014587

Shalini Nopany
Managing Director
DIN: 00077299

Brij Mohan Agarwal
Director-in-Charge
DIN: 03101758

Abhrajit Dutta
Director
DIN: 00546556

Manoj Kumar Jain
Chief Financial Officer
(PAN: ACUPJ7443E)

Lokesh Gandhi
Company Secretary
Membership No.: F9053

Place: Kolkata
Dated: 05th May, 2025

Form No. AOC-2

(Pursuant to clause (h) of Sub-section (3) of Section 134 of the Act and Rule 8(2) of the Companies (Accounts) Rules, 2014)

Form for disclosure of particulars of contracts / arrangements entered into by the Company with related parties referred to in Sub-section (1) of Section 188 of the Companies Act, 2013 including certain arm's length transactions under third proviso thereto.

1. Details of contracts or arrangements or transactions not at arm's length basis:

The Company has not entered into any transaction which is not on an arm's length basis.

2. Details of material contracts or arrangement or transactions at arm's length basis:

Name of the Party with which the Contract is entered into	Principal terms and conditions			Date of approval	Amount paid as advance
	Tenor	Amount (Rs. in lakhs)	Rate of interest		
(a) sale, purchase or supply of any goods or materials			Nil		
(b) selling or otherwise disposing of, or buying of property of any kind			Nil		
(c) leasing of property of any kind			Nil		
(d) availing or rendering of any services			Nil		
(e) appointment of any agent for purchase or sale of goods, materials, services or property			Nil		
(f) such related party's appointment to any office or place of profit in the Company, its subsidiary company or associate company			Nil		
(g) underwriting the subscription of any securities or derivatives thereof, of the Company			Nil		
(h) loans:- i) To subsidiaries ii) To other entities			Nil		

For and on behalf of the Board of Directors

C. S. Nopany

Chairman

(DIN: 00014587)

Place: Kolkata

Dated: 05th May, 2025

**Form No. MR-3
SECRETARIAL AUDIT REPORT****FOR THE FINANCIAL YEAR ENDED ON 31st MARCH, 2025**

[Pursuant to Section 204(1) of the Companies Act, 2013 and Rule No.9 of the Companies (Appointment and Remuneration Personnel) Rules, 2014]

To,
The Members,
SIL Investments Limited
CIN: L17301RJ1934PLC002761
Pachpahar Road, Bhawanimandi,
Jhalawar, Rajasthan

I, have conducted the Secretarial Audit of the compliance of applicable statutory provisions and the adherence to good corporate practices by **SIL Investments Limited** (hereinafter called the Company). Secretarial Audit was conducted in a manner that provided me a reasonable basis for evaluating the corporate conducts / statutory compliances and expressing my opinion thereon.

Based on my verification of the Company's books, papers, minute books, forms and returns filed and other records maintained by the Company and also the information provided by the Company, its officers, agents and authorized representatives during the conduct of Secretarial Audit, I hereby report that in my opinion, the Company has, during the audit period covering the financial year ended on **31st March, 2025**, complied with the statutory provisions listed hereunder and also that the Company has proper Board-processes and compliance mechanism in place to the extent, in the manner and subject to the reporting made hereinafter:

I have examined the books, papers, minute books, forms and returns filed and other records maintained by the Company for the financial year ended on **31st March, 2025**, according to the provisions of:

- (i) The Companies Act, 2013 (the Act) and the rules made thereunder;
- (ii) The Securities Contracts (Regulation) Act, 1956 ('SCRA') and the rules made thereunder;
- (iii) The Depositories Act, 1996 and the Regulations and Bye-laws framed there under;
- (iv) Foreign Exchange Management Act, 1999 and the rules and regulations made there under to the extent of Foreign Direct Investment, Overseas Direct Investment and External Commercial Borrowings;
- (v) The following Regulations and Guidelines prescribed under the Securities and Exchange Board of India Act, 1992 ('SEBI Act') to the extent applicable to the Company:-
 - a) The Securities and Exchange Board of India (Substantial Acquisition of Shares and Takeovers) Regulations, 2011;
 - b) The Securities and Exchange Board of India (Prohibition of Insider Trading) Regulations, 2015;
 - c) The Securities and Exchange Board of India (Issue of Capital and Disclosure Requirements) Regulations, 2009: **[not applicable during audit period];**
 - d) The Securities and Exchange Board of India (Employee Stock Option Scheme and Employee Stock Purchase Scheme) Guidelines, 1999 / Securities and Exchange Board of India (Share Based Employee Benefits) Regulations, 2014 (effective 28th October, 2014) **[not applicable during audit period];**
 - e) The Securities and Exchange Board of India (Issue and Listing of Debt Securities) Regulations, 2008 **[not applicable during audit period];**

- f) The Securities and Exchange Board of India (Registrars to an Issue and Share Transfer Agents) Regulations, 1993 regarding the Companies Act and dealing with client;
 - g) The Securities and Exchange Board of India (Delisting of Equity Shares) Regulations, 2009 **[not applicable during audit period]**;
 - h) The Securities and Exchange Board of India (Buyback of Securities) Regulations, 1998 **[not applicable during audit period]**.
- (vi) The following other laws as applicable to the Company:
- a) Non-Banking Finance (Non-Deposit Accepting) Directions, 2007.
 - b) Reserve Bank of India Act, 1934 and modifications thereof.
 - c) Income Tax Act, 1961.

I have also examined compliance with the applicable clauses of the following:

- a) Secretarial Standards issued by The Institute of Company Secretaries of India.
- b) The Listing Agreements entered into by the Company with BSE Limited, National Stock Exchange of India Limited and SEBI (Listing Obligations and Disclosure Requirements) Regulations 2015.

During the period under review, the Company has complied with the provisions of the Act, Rules, Regulations, Guidelines, Standards, etc. mentioned above.

I further report that

- The Board of Directors of the Company is duly constituted with proper balance of Executive Directors, Non-Executive Directors and Independent Directors. The changes in the composition of the Board of Directors that took place during the period under review were carried out in compliance with the provisions of the Act.
- Adequate notice is given to all directors to schedule the Board Meetings, agenda and detailed notes on agenda were sent with proper time gap in advance and a system exists for seeking and obtaining further information and clarifications on the agenda items before the meeting and for meaningful participation at the meeting.
- Majority decision is carried through while the dissenting members' views are captured and recorded (wherever applicable) as part of the minutes.

I further report that there are adequate systems and processes in the Company commensurate with the size and operations of the Company to monitor and ensure compliance with applicable laws, rules, regulations and guidelines.

I further report that during the audit period, there were few specific events / actions in pursuance of the above referred laws, rules, regulations, standards, etc. having a major bearing on the Company's affairs, details of which are as stated below:

- Mrs. Shalini Nopany (DIN - 00077299) was re-appointed as the Managing Director of the Company for a period of three years, commencing from 25th January, 2025 to 24th January, 2028.
- Mr. Sanjay Kumar Maheswary (aged above 75 years) was appointed as an Additional Director (Independent) of the Company, w.e.f. 24th June 2024 and the appointment was approved by the members in their AGM held on 30th July, 2024.

SIL INVESTMENTS LIMITED

- Mr. Sanajy Goenka, Independent Director ceased be a Director of the Company w.e.f. 23rd August, 2024 upon completion of his second term as an Independent Director.
- Mr. Vikas Baheti has resigned from the office of CFO w.e.f. the close of business hours on 31st August, 2024.
- Mr. Manoj Kumar Jain was appointed as CFO w.e.f. 01st September, 2024.

For R. CHOUHAN & ASSOCIATES
(ICSI Unique Code: S2001RJ036300)

RAJENDRA CHOUHAN - PROPRIETOR
COMPANY SECRETARY IN PRACTICE
PEER REVIEW NO.: 868/2020
FCS No.: 5118
C P No.: 3726

Place: JAIPUR

Date: 05.05.2025

UDIN: F005118G000258052

Note: This report is to be read with my letter of even date which is annexed as Annexure and forms an integral part of this report.

“ANNEXURE- A”

To,

The Members,

SIL Investments Limited

CIN L17301RJ1934PLC002761

Pachpahar Road, Bhawanimandi,
Jhalawar, Rajasthan.

My report of even date is to be read along with this letter:-

1. Maintenance of Secretarial record is the responsibility of the management of the Company. My responsibility is to express an opinion on these Secretarial records based on my audit.
2. I have followed the audit practices and processes as were appropriate to obtain reasonable assurance about the correctness of the contents of the Secretarial records. The verification was done on test basis to ensure that correct facts are reflected in secretarial records. I believe that the processes and practices, I followed provide a reasonable basis for my opinion.
3. I have not verified the correctness and appropriateness of financial records and Books of Accounts of the Company.
4. Wherever required, I have obtained the management representation about the compliance of laws, rules and regulations and happening of events, etc.
5. The compliance of the provisions of Corporate and other applicable laws, Rules, Regulations, standards is the responsibility of management. My examination was limited to the verification of procedures on test basis.
6. The Secretarial Audit report is neither an assurance as to the future viability of the Company nor of the efficacy or effectiveness with which the management has conducted the affairs of the Company.

For R. CHOUHAN & ASSOCIATES
(ICSI Unique Code: S2001RJ036300)

RAJENDRA CHOUHAN - PROPRIETOR
COMPANY SECRETARY IN PRACTICE
PEER REVIEW NO.: 868/2020
FCS No.: 5118
C P No.: 3726

Place: JAIPUR

Date: 05.05.2025

UDIN: F005118G000258052

**Form No. MR - 3
SECRETARIAL AUDIT REPORT****FOR THE FINANCIAL YEAR ENDED 31ST MARCH, 2025**

[Secretarial Audit Report in Form No. MR-3 as required under Companies Act, 2013 and the rules made thereunder for the purpose of compliance with Regulation 24A of SEBI (Listing Obligations and Disclosure Requirements) Regulations, 2015 as well]

To,

The Members,

RTM INVESTMENT & TRADING CO LTD.

9/1 R N Mukherjee Road,
Kolkata- 700001.

We have conducted the secretarial audit of the compliance of applicable statutory provisions and the adherence to good corporate practices by **RTM INVESTMENT & TRADING CO. LTD. (CIN: U65993WB1987PLC041842)** (hereinafter called the Company). Secretarial Audit was conducted in a manner that provided us a reasonable basis for evaluating the Corporate conducts/statutory compliances and expressing my opinion thereon.

Based on our verification of the Company's books, papers, minute books, forms and returns filed and other records maintained by the Company (as specified in Annexure- A1, hereinafter referred to as "Books and Papers") and also the information provided by the Company, its officers, agents and authorized representatives during the conduct of secretarial audit, we hereby report that in my opinion, the Company has, during the audit period covering the financial year ended on March 31, 2025, complied with the statutory provisions listed hereunder and also that the Company has proper board-processes and compliance-mechanism in place to the extent, in the manner and subject to the reporting made hereinafter:

We have examined the Books and Papers maintained by the Company for the Audit Period according to the provisions of:

1. The Companies Act, 2013 ("the Act") and the rules made thereunder;
2. The Securities Contracts (Regulation) Act, 1956 ("SCRA") and the rules made thereunder;
3. The Depositories Act, 1996 and the regulations and bye-laws framed thereunder;
4. Foreign Exchange Management Act, 1999 and the rules and regulations made thereunder to the extent of Overseas Direct Investment and External Commercial Borrowings;
5. The Company being an unlisted public company the following Regulations and Guidelines prescribed under the Securities and Exchange Board of India Act, 1992 ("SEBI Act") are not applicable:
 - a. The Securities and Exchange Board of India (Substantial Acquisition of Shares and Takeovers) Regulations, 2011;
 - b. SEBI (Prohibition of Insider Trading) Regulations, 2015;
 - c. The Securities and Exchange Board of India (Registrars to an Issue and Share Transfer Agents) Regulations, 1993 regarding the Companies Act and dealing with client;
 - d. The Securities and Exchange Board of India (Depositories and Participants) Regulations, 2018 and rules made thereunder;
 - e. The Securities and Exchange Board of India (Listing Obligations and Disclosure Requirements) Regulations, 2015 ("Listing Regulations");
 - f. The Securities and Exchange Board of India (Issue of Capital & Disclosure Requirement) Regulations, 2018;
 - g. The Securities and Exchange Board of India (Delisting of Equity Shares) Regulations, 2021;
 - h. The Securities and Exchange Board of India (Buy back of Securities) Regulations, 2018;
 - i. The Securities and Exchange Board of India (Share based Employee Benefits And Sweat Equity Shares) Regulations, 2021;
 - j. The Securities and Exchange Board of India (Issue and Listing of Debt Securities) Regulations, 2021.

6. The Company is not carrying any manufacturing business and is engaged in investment activities. The Company is a NBFC Registered with Reserve Bank of India bearing registration Number 05.00345 dated 26th February, 1998. The management represented that no other specific law are applicable to it.
7. We have also examined compliance with the applicable clauses of the Secretarial Standards 1 and 2 as issued by the Institute of Company Secretaries of India.

Management Responsibility:

1. Maintenance of secretarial record is the responsibility of the management of the Company. Our responsibility is to express an opinion on these secretarial records based on our audit;
2. We have followed the audit practices and the processes as were appropriate to obtain reasonable assurance about the correctness of the contents of the secretarial records. The verification was done on test basis to ensure that correct facts are reflected in secretarial records. We believe that the processes and practices we followed, provide a reasonable basis for my opinion;
3. We have not verified the correctness and appropriateness of financial records and Books of Accounts of the Company or examined any books, information or statements other than Books and Papers;
4. Wherever required, we have obtained the Management Representation about the compliance of laws, rules and regulation and happening of events, etc;
5. The compliance of the provisions of Corporate and other applicable laws, rules, regulations, standards is the responsibility of management. Our examination was limited to the verification of procedure on test basis;
6. The Secretarial Audit report is neither an assurance as to the future viability of the Company nor of the efficacy or effectiveness with which the management has conducted the affairs of the Company.

During the Audit period, the Company has complied with the provisions of the Act, Rules, Regulations, Guidelines, etc. mentioned above.

We report that:

The Board of Directors of the Company is duly constituted with proper balance of Executive Directors and Non-Executive Directors.

Adequate notice is given to all directors to schedule the Board Meetings, agenda and detailed notes on agenda were sent at least seven days in advance, and a system exists for seeking and obtaining further information and clarifications on the agenda items before the meeting and for meaningful participation at the meeting.

Resolutions have been approved by majority while the dissenting members' views, if any, are captured and recorded as part of the minutes.

We further report that there are adequate systems and processes in the Company commensurate with the size and operations of the Company to monitor and ensure compliance with applicable laws, rules, regulations and guidelines.

We further report that during the Audit Period, the Company has not incurred any specific event / action that can have a major bearing on the Company's affairs in pursuance of the above referred laws, rules, regulations, guidelines, standards, etc.

**For Arun Kumar Maitra & Co.
Practicing Company Secretaries**

**Arun Kumar Maitra
Partner**

ACS: 3010

C.P. No.: 14490

UDIN No.: A003010G000293729

Place: Kolkata
Date: 05.05.2025

ANNEXURE-A1**List of Documents**

1. Corporate Matters
 - 1.1 Minutes books of the following Meetings were provided:
 - 1.1.1 Board Meeting
 - 1.1.2 General Meeting
 - 1.1.3 Audit Committee
 - 1.1.4 Nomination and Remuneration Committee
 - 1.1.5 Asset-Liability Management Committee
 - 1.1.6 Risk Management Committee
 - 1.2 Annual Report (2023-24);
 - 1.3 Annual Financial Results (2024-25);
 - 1.4 Memorandum and Articles of Association;
 - 1.5 Disclosures under the Companies Act, 2013;
 - 1.6 Policies framed under the Companies Act, 2013;
 - 1.7 Forms and returns filed with the ROC and RBI and
 - 1.8 Registers maintained under Companies Act, 2013.

**For Arun Kumar Maitra & Co.
Practicing Company Secretaries**

**Arun Kumar Maitra
Partner
ACS: 3010
C.P. No.: 14490
UDIN No.: A003010G000293729**

Place: Kolkata
Date: 05.05.2025

Form No. MR - 3
SECRETARIAL AUDIT REPORT
FOR THE FINANCIAL YEAR ENDED 31ST MARCH, 2025

[Secretarial Audit Report in Form No. MR-3 as required under Companies Act, 2013 and the rules made thereunder for the purpose of compliance with Regulation 24A of SEBI (Listing Obligations and Disclosure Requirements) Regulations, 2015 as well]

To,

The Members,

SCM INVESTMENT & TRADING CO LTD.

9/1 R N Mukherjee Road,
 Kolkata - 700001

We have conducted the secretarial audit of the compliance of applicable statutory provisions and the adherence to good corporate practices by **SCM INVESTMENT & TRADING CO LTD. (CIN: U67120WB1986PLC041678)** (hereinafter called the Company). Secretarial Audit was conducted in a manner that provided us a reasonable basis for evaluating the corporate conducts/statutory compliances and expressing my opinion thereon.

Based on our verification of the Company's books, papers, minute books, forms and returns filed and other records maintained by the Company (as specified in Annexure- A1, hereinafter referred to as "Books and Papers") and also the information provided by the Company, its officers, agents and authorized representatives during the conduct of secretarial audit, we hereby report that in my opinion, the Company has, during the audit period covering the financial year ended on March 31, 2025, complied with the statutory provisions listed hereunder and also that the Company has proper board-processes and compliance-mechanism in place to the extent, in the manner and subject to the reporting made hereinafter:

We have examined the Books and Papers maintained by the Company for the Audit Period according to the provisions of:

1. The Companies Act, 2013 ("the Act") and the rules made thereunder;
2. The Securities Contracts (Regulation) Act, 1956 ("SCRA") and the rules made thereunder;
3. The Depositories Act, 1996 and the regulations and bye-laws framed thereunder;
4. Foreign Exchange Management Act, 1999 and the rules and regulations made thereunder to the extent of Overseas Direct Investment and External Commercial Borrowings;
5. The Company being an unlisted public company the following Regulations and Guidelines prescribed under the Securities and Exchange Board of India Act, 1992 ("SEBI Act") are not applicable:
 - a. The Securities and Exchange Board of India (Substantial Acquisition of Shares and Takeovers) Regulations, 2011;
 - b. SEBI (Prohibition of Insider Trading) Regulations, 2015;
 - c. The Securities and Exchange Board of India (Registrars to an Issue and Share Transfer Agents) Regulations, 1993 regarding the Companies Act and dealing with client;
 - d. The Securities and Exchange Board of India (Depositories and Participants) Regulations, 2018 and rules made thereunder;
 - e. The Securities and Exchange Board of India (Listing Obligations and Disclosure Requirements) Regulations, 2015 ("Listing Regulations");
 - f. The Securities and Exchange Board of India (Issue of Capital & Disclosure Requirement) Regulations, 2018;
 - g. The Securities and Exchange Board of India (Delisting of Equity Shares) Regulations, 2021;
 - h. The Securities and Exchange Board of India (Buy back of Securities) Regulations, 2018;
 - i. The Securities and Exchange Board of India (Share based Employee Benefits And Sweat Equity Shares) Regulations, 2014;
 - j. The Securities and Exchange Board of India (Issue and Listing of Debt Securities) Regulations, 2008.

6. The Company is not carrying any manufacturing business and is engaged in investment activities. The Company is a NBFC Registered with Reserve Bank of India bearing registration Number 05.02417 dated 16th May, 1998. The management represented that no other specific law are applicable to it.
7. We have also examined compliance with the applicable clauses of the Secretarial Standards 1 and 2 as issued by the Institute of Company Secretaries of India.

Management Responsibility:

1. Maintenance of secretarial record is the responsibility of the management of the Company. Our responsibility is to express an opinion on these secretarial records based on our audit;
2. We have followed the audit practices and the processes as were appropriate to obtain reasonable assurance about the correctness of the contents of the secretarial records. The verification was done on test basis to ensure that correct facts are reflected in secretarial records. We believe that the processes and practices we followed, provide a reasonable basis for my opinion;
3. We have not verified the correctness and appropriateness of financial records and Books of Accounts of the Company or examined any books, information or statements other than Books and Papers;
4. Wherever required, we have obtained the Management Representation about the compliance of laws, rules and regulation and happening of events, etc;
5. The compliance of the provisions of Corporate and other applicable laws, rules, regulations, standards is the responsibility of management. Our examination was limited to the verification of procedure on test basis;
6. The Secretarial Audit report is neither an assurance as to the future viability of the Company nor of the efficacy or effectiveness with which the management has conducted the affairs of the Company.

During the Audit period, the Company has complied with the provisions of the Act, Rules, Regulations, Guidelines, etc. mentioned above.

We report that:

The Board of Directors of the Company is duly constituted with proper balance of Executive Directors and Non-Executive Directors.

Adequate notice is given to all directors to schedule the Board Meetings, agenda and detailed notes on agenda were sent at least seven days in advance, and a system exists for seeking and obtaining further information and clarifications on the agenda items before the meeting and for meaningful participation at the meeting.

Resolutions have been approved by majority while the dissenting members' views, if any, are captured and recorded as part of the minutes.

We further report that there are adequate systems and processes in the Company commensurate with the size and operations of the Company to monitor and ensure compliance with applicable laws, rules, regulations and guidelines.

We further report that during the Audit Period, the Company has not incurred any specific event / action that can have a major bearing on the Company's affairs in pursuance of the above referred laws, rules, regulations, guidelines, standards, etc.

**For Arun Kumar Maitra & Co.
Practicing Company Secretaries**

**Arun Kumar Maitra
Partner
ACS: 3010
C.P. No.: 14490
UDIN No: A003010G000293751**

Place: Kolkata
Date: 05.05.2025

ANNEXURE-A1**List of Documents**

1. Corporate Matters
 - 1.1 Minutes books of the following Meetings were provided:
 - 1.1.1 Board Meeting
 - 1.1.2 General Meeting
 - 1.1.3 Audit Committee
 - 1.1.4 Nomination and Remuneration Committee
 - 1.1.5 Asset-Liability Management Committee
 - 1.1.6 Risk Management Committee
 - 1.2 Annual Report (2023-24);
 - 1.3 Annual Financial Results (2024-25);
 - 1.4 Memorandum and Articles of Association;
 - 1.5 Disclosures under the Companies Act, 2013;
 - 1.6 Policies framed under the Companies Act, 2013;
 - 1.7 Forms and returns filed with the ROC and RBI and
 - 1.8 Registers maintained under the Companies Act, 2013.

**For Arun Kumar Maitra & Co.
Practicing Company Secretaries**

**Arun Kumar Maitra
Partner
ACS: 3010
C.P. No.: 14490
UDIN No: A003010G000293751**

Place: Kolkata
Date: 05.05.2025

INDEPENDENT AUDITOR'S REPORT

To the Members **SIL Investments Limited**

Report on the Audit of the Standalone Financial Statements**Opinion**

We have audited the accompanying Ind AS Standalone Financial Statements of **SIL Investments Limited** ("the Company"), which comprises of the Balance sheet as at 31st March 2025, the Statement of Profit and Loss (Including Other Comprehensive Income), Statement of cash flows and Statement of changes in equity for the year then ended, and notes to the Standalone Financial Statements, including a summary of material accounting policies and other explanatory information (hereinafter referred to as "the Standalone Financial Statements").

In our opinion and to the best of our information and according to the explanations given to us, the aforesaid Standalone Financial Statements give the information required by Companies Act, 2013, as amended (the "Act") in the manner so required and give a true and fair view in conformity with the Indian Accounting Standards prescribed under section 133 of the Act read with the Companies (Indian Accounting Standards) Rules, 2015, as amended, ("Ind AS") and other accounting principles generally accepted in India, of the state of affairs of the Company as at 31st March, 2025, and its profit (Financial performance including other comprehensive income), its cash flows and changes in equity for the year ended on that date.

Basis for Opinion

We conducted our audit of the Standalone Financial Statements in accordance with the Standards on Auditing (SAs) specified under section 143(10) of the Act. Our responsibilities under those Standards are further described in the "Auditor's Responsibilities for the Audit of the Standalone Financial Statements" section of our report. We are independent of the Company in accordance with the Code of Ethics issued by the Institute of Chartered Accountants of India together with the ethical requirements that are relevant to our audit of the Standalone Financial Statements under the provisions of the Act and the Rules thereunder, and we have fulfilled our other ethical responsibilities in accordance with these requirements and the Code of Ethics. We believe that the audit evidence we have obtained is sufficient and appropriate to provide a basis for our opinion on the Standalone Financial Statements.

Key Audit Matters

1. Key audit matters are those matters that, in our professional judgement, were of most significance in our audit of the Standalone Financial Statements of the current period. These matters were addressed in the context of our audit of the Standalone Financial Statements as a whole, and in forming our opinion thereon, and we do not provide a separate opinion on these matters. We have identified the following matters as key audit matters to be reported in our report:

Key audit matters	How our audit addressed the key audit matter
Valuation of Investments	
Refer Note No. 6 to the standalone financial statements. As at March 31, 2025, the total carrying value of investments were Rs. 270,404.39 Lakhs. Investments include quoted and unquoted equity shares, unquoted preference shares, bonds, alternate investments funds and mutual funds. Fair valuation of unquoted investments involves significant estimation uncertainty, subjective assumptions and the application of significant judgment. This was an area of focus for our audit and the area where significant audit effort was directed.	Principal audit procedures followed: <ul style="list-style-type: none">• Understanding of the process, evaluating the design and testing the operating effectiveness in respect of valuation of investments by management.• Evaluating management's controls over collation of relevant information used for determining estimates for valuation and impairment testing of investments.

Key audit matters	How our audit addressed the key audit matter
	<ul style="list-style-type: none"> • Reconciling the financial information mentioned in fair valuation and underlying source details. Also, testing the reasonableness of management's estimates considered in such assessment. • Obtaining independent valuation reports of investments in unquoted investments and involving valuation specialist to test the appropriateness of the fair value of these investments. • Assessing the factual accuracy and appropriateness of the financial statement disclosures made in the financial statements in respect of investments.

Other Matters

The financial statements of the Company for the year ended March 31, 2024 were audited by the predecessor Auditors, S.G.C.O.& Co. LLP who had expressed an unmodified opinion on those statements vide their audit report dated May 10, 2024. The comparative financial information of the Company for the year ended 31 March 2024 are based on those financial statements.

Our opinion is not modified in respect of the above matter.

Information Other than the Standalone Financial Statements and Auditor's Report Thereon

The Company's Board of Directors is responsible for the other information. The other information comprises the Board's Report including management discussion and analysis and a Report on Corporate governance but does not include the Standalone Financial Statements and our auditor's report thereon.

Our opinion on the Standalone Financial Statements does not cover the other information and we do not express any form of assurance conclusion thereon.

In connection with our audit of the Standalone Financial Statements, our responsibility is to read the other information and, in doing so, consider whether the other information is materially inconsistent with the Standalone Financial Statements or our knowledge obtained during the course of our audit or otherwise appears to be materially misstated. If, based on the work we have performed, we conclude that there is a material misstatement of this other information, we are required to report that fact. We have nothing to report in this regard.

Responsibilities of Management and Those Charged with Governance for the Standalone Financial Statements

The Company's Board of Directors is responsible for the matters stated in section 134(5) of the Act with respect to the preparation of these Standalone Financial Statements that give a true and fair view of the financial position, financial performance including other comprehensive income, cash flows and changes in equity of the Company in accordance with the accounting principles generally accepted in India, including the Indian Accounting Standards (Ind AS) specified under section 133 of the Act. This responsibility also includes maintenance of adequate accounting records in accordance with the provisions of the Act for safeguarding of the assets of the Company and for preventing and detecting frauds and other irregularities; selection and application of appropriate accounting policies; making judgements and estimates that are reasonable and prudent; and design, implementation and maintenance of adequate internal financial controls, that were operating effectively for ensuring the accuracy and completeness of the accounting records, relevant to the preparation and presentation of the Standalone Financial Statements that give a true and fair view and are free from material misstatement, whether due to fraud or error.

In preparing the Standalone Financial Statements, the Management is responsible for assessing the Company's ability to continue as a going concern, disclosing as applicable, matters related to the going concern and using the going concern basis of accounting unless the Management either intends to

liquidate the Company or to cease operations, or has no realistic alternative but to do so.

The Board of Directors are also responsible for overseeing the Company's financial reporting process.

Auditor's Responsibilities for the Audit of the Standalone Financial Statements

1. Our objectives are to obtain reasonable assurance about whether the Standalone Financial Statements as a whole are free from material misstatement, whether due to fraud or error, and to issue an auditor's report that includes our opinion. Reasonable assurance is a high level of assurance, but is not a guarantee that an audit conducted in accordance with SAs will always detect a material misstatement when it exists. Misstatements can arise from fraud or error and are considered material if, individually or in the aggregate, they could reasonably be expected to influence the economic decisions of users taken on the basis of these Standalone Financial Statements.
2. As part of an audit in accordance with SAs, we exercise professional judgement and maintain professional skepticism throughout the audit. We also:
 - Identify and assess the risks of material misstatement of the Standalone Financial Statements, whether due to fraud or error, design and perform audit procedures responsive to those risks, and obtain audit evidence that is sufficient and appropriate to provide a basis for our opinion. The risk of not detecting a material misstatement resulting from fraud is higher than for one resulting from error, as fraud may involve collusion, forgery, intentional omissions, misrepresentations, or the override of internal control.
 - Obtain an understanding of internal control relevant to the audit in order to design audit procedures that are appropriate in the circumstances. Under section 143(3)(i) of the Companies Act, 2013, we are also responsible for expressing our opinion on whether the Company has adequate internal financial controls system in place and the operating effectiveness of such controls.
 - Evaluate the appropriateness of accounting policies used and the reasonableness of accounting estimates and related disclosures made by the Management.
 - Conclude on the appropriateness of management's use of the going concern basis of accounting and, based on the audit evidence obtained, whether a material uncertainty exists related to events or conditions that may cast significant doubt on the Company's ability to continue as a going concern. If we conclude that a material uncertainty exists, we are required to draw attention in our auditor's report to the related disclosures in the Standalone Financial Statements or, if such disclosures are inadequate, to modify our opinion. Our conclusions are based on the audit evidence obtained up to the date of our auditor's report. However, future events or conditions may cause the Company to cease to continue as a going concern.
 - Evaluate the overall presentation, structure and content of the Standalone Financial Statements, including the disclosures, and whether the Standalone Financial Statements represent the underlying transactions and events in a manner that achieves fair presentation.
3. Materiality is the magnitude of misstatements in the standalone financial statements that, individually or in aggregate, makes it probable that the economic decisions of a reasonably knowledgeable user of the standalone financial statements may be influenced. We consider quantitative materiality and qualitative factors in (i) planning the scope of our audit work and in evaluating the results of our work; and (ii) to evaluate the effect of any identified misstatements in the standalone financial statements.
4. We communicate with those charged with governance regarding, among other matters, the planned scope and timing of the audit and significant audit findings, including any significant deficiencies in internal control that we identify during our audit.
5. We also provide those charged with governance with a statement that we have complied

with relevant ethical requirements regarding independence, and to communicate with them all relationships and other matters that may reasonably be thought to bear on our independence, and where applicable, related safeguards.

6. From the matters communicated with those charged with governance, we determine those matters that were of most significance in the audit of the Standalone Financial Statements of the current period and are therefore the key audit matters. We describe these matters in our auditor's report unless law or regulation precludes public disclosure about the matter or when, in extremely rare circumstances, we determine that a matter should not be communicated in our report because the adverse consequences of doing so would reasonably be expected to outweigh the public interest benefits of such communication.

Report on Other Legal and Regulatory Requirements

- 1 As required by the Companies (Auditor's Report) Order, 2020 (the "Order") issued by the Central Government in terms of Section 143(11) of the Companies Act, 2013, we give in the "Annexure A" a statement on the matters specified in paragraphs 3 and 4 of the Order, to the extent applicable
- 2 As required by Section 143(3) of the Act, we report that:
 - a) We have sought and obtained all the information and explanations which to the best of our knowledge and belief were necessary for the purposes of our audit.
 - b) In our opinion, proper books of account as required by law have been kept by the Company so far as it appears from our examination of those books. except for the matters stated in "paragraph- 2(h)(vi)" below on reporting under Rule 11(g).
 - c) The Standalone Financial Statements dealt with by this Report are in agreement with the books of account.
 - d) In our opinion, the aforesaid Standalone Financial Statements comply with the Indian Accounting Standards (Ind AS) specified

under Section 133 of the Act, read with Rule 7 of the Companies (Accounts) Rules, 2014.

- (e) On the basis of the written representations received from the Directors as on 31st March, 2025 taken on record by the Board of Directors, none of the Directors are disqualified as on 31st March, 2025 from being appointed as a Director in terms of Section 164 (2) of the Act.
- (f) With respect to the adequacy of the internal financial controls over financial reporting of the Company and the operating effectiveness of such controls, refer to our separate Report in "Annexure B".
- (g) With respect to other matters to be included in the Auditor's Report in accordance with the requirements of section 197(16) of the Act, as amended, in our opinion and to the best of our information and according to the explanations given to us, the remuneration paid by the Company to its Directors during the year is in accordance with the provisions of section 197 of the Act. The Ministry of Corporate Affairs has not prescribed other details under section 197(16) which are required to be commented upon by us.
- (h) With respect to the other matters to be included in the Auditor's Report in accordance with Rule 11 of the Companies (Audit and Auditors) Rules, 2014, in our opinion and to the best of our information and according to the explanations given to us:
 - i. The Company does not have any pending litigations on its financial position in the Standalone Financial Statements Refer Note 32 (b) of the Ind AS Standalone Financial Statements);
 - ii. The Company did not have any long-term contracts including derivative contracts for which there were any material foreseeable losses.
 - iii. There has been no delays in transferring amounts, required to be transferred, to the Investor Education and Protection

Fund by the Company.

- iv. (a) The Management has represented that, to the best of its knowledge and belief, no funds (which are material either individually or in the aggregate) have been advanced or loaned or invested (either from borrowed funds or share premium or any other sources or kind of funds) by the Company to or in any other person or entity, including foreign entity ("Intermediaries"), with the understanding, whether recorded in writing or otherwise, that the Intermediary shall, whether, directly or indirectly lend or invest in other persons or entities identified in any manner whatsoever by or on behalf of the Company ("Ultimate Beneficiaries") or provide any guarantee, security or the like on behalf of the Ultimate Beneficiaries;
- (b) The Management has represented, that, to the best of its knowledge and belief, no funds (which are material either individually or in the aggregate) have been received by the Company from any person or entity, including foreign entity ("Funding Parties"), with the understanding, whether recorded in writing or otherwise, that the Company shall, whether, directly or indirectly, lend or invest in other persons or entities identified in any manner whatsoever by or on behalf of the Funding Party ("Ultimate Beneficiaries") or provide any guarantee, security or the like on behalf of the Ultimate Beneficiaries;
- (c) Based on the audit procedures that have been considered reasonable and appropriate in the circumstances, nothing has come to our notice that has caused us to believe that the representations under sub-clause (i) and (ii) of Rule 11(e), as provided under (a) and

(b) above, contain any material misstatement

- v. The final dividend paid by the Company during the year in respect of the same declared for the previous year is in accordance with section 123 of the Companies Act 2013 to the extent it applies to payment of dividend. As stated in note 36 to the financial statements, the Board of Directors of the Company have proposed final dividend for the year which is subject to the approval of the members at the ensuing Annual General Meeting. The dividend declared is in accordance with section 123 of the Act to the extent it applies to declaration of dividend.
- vi. Based on our examination, which included test checks, the company has used accounting software for maintaining its books of accounts which has a feature of recording audit trail (edit log) facility which operated throughout the year. Further, during the course of our audit we did not come across any instance of audit trail feature being tampered with and the audit trail has been preserved by the Company as per the statutory requirements for record retention since the audit trail was enabled i.e. 10th May, 2023.
- vii. In our opinion and to the best of our information and according to the explanations given to us, the managerial remuneration paid / provided by the Company to its directors during the year is in accordance with the provisions of Section 197 read with Schedule V of the Act

For DMKH & Co.

Chartered Accountants

FRN. 116886W

Manish Kankani

Partner

Mem. No. 158020

Place: Mumbai

Date: May 05, 2025

UDIN: 25158020BMIZIR1387

ANNEXURE "A" TO THE INDEPENDENT AUDITOR'S REPORT

The Annexure referred to in Paragraph 1 under the heading "Report on Other Legal and Regulatory Requirements" in our Independent Auditor's Report to the members of SIL Investments Limited for the year ended 31st March, 2025.

As required by the Companies (Auditors Report) Order, 2020 and according to the information and explanations given to us during the course of the audit and on the basis of such checks of the books and records as were considered appropriate we report that:

- (i) (A) a) The Company has maintained proper records showing full particulars including quantitative details and situation of its Property, Plant and Equipment.
- b) Since the Company does not have any intangible assets, paragraph 3 (i)(A)(b) of the said Order is not applicable to the Company.
- (B) Property, plant and equipment have been physically verified by the management during the year, which in our opinion is reasonable, considering the size of the Company and the nature of its assets. The frequency of verification is reasonable, and no material discrepancies have been noticed on such physical verification.
- (C) According to the information and explanations given to us and on the basis of our examination of records of the Company, the title deeds of immovable properties (other than properties where the Company is the lessee and the lease agreements are duly executed in favour of the lessee) disclosed in the Standalone Financial Statements are held in the name of the Company as at the balance sheet date.
- (D) The Company has not revalued its Property, Plant and Equipment (including investment property) and its intangible assets or both during the year.
- (E) According to the information and explanations given to us and on the basis of our examination of records of the Company, there is no proceeding have been initiated or are pending against the Company for holding any benami property under the Benami Transactions (Prohibition) Act, 1988 (45 of 1988) and rules made thereunder.
- (ii) (a) The Company being a Non-Banking Financial Company (NBFC) is primarily engaged in investment in securities, debentures and other products. Accordingly, it does not hold any inventories at the year end hence paragraph 3(ii)(a) of the Order is not applicable
- (b) During any point of time of the year, the Company has not been sanctioned working capital limits in excess of five crore rupees, in aggregate, from banks or financial institutions on the basis of security of current assets hence paragraph 3(ii)(b) of the Order is not applicable.
- (iii) a) The Company's principal business is investment and lending activities and is a registered NBFC, accordingly, reporting under clause (iii)(a) and (e) are not applicable to the Company.
- b) In our opinion, the investments made during the year and the terms and conditions of such are, prima facie, not prejudicial to the Company's interest.
- c) During the year the Company has not provided loans, advances in the nature of loans, stood guarantee or provided security to companies, firms, Limited Liability Partnerships or any other parties. Accordingly, the requirement to report on clause 3(iii)(c),(d),(f) to of the Order is not applicable to the Company.
- (iv) The Company has complied with the provisions of Sections 185 and 186 of the Companies Act, 2013 in respect of loans granted and investments made, to the extent applicable.
- (v) The Company has neither accepted any deposits from the public nor accepted any amounts which are deemed to be deposits within the meaning of sections 73 to 76 of the Companies Act and the rules made thereunder, to the extent applicable.

Accordingly, the requirement to report on clause 3(v) of the Order is not applicable to the Company.

(vi) The Central Government has not prescribed the maintenance of cost records under Section 148(1) of the Act, for the Company hence paragraph 3(vi) of the Order is not applicable.

(vii) a) The Company has been regular in depositing undisputed statutory dues, including Goods and Service tax, Provident Fund, Employees' State Insurance, Income-tax, Goods and Service Tax and other material statutory dues applicable to it to the appropriate authorities. Considering the nature of business that the Company is engaged in, Sales Tax, Custom Duty, Excise Duty and Value Added Tax are not applicable to the Company. There were no undisputed amounts payable in respect of Provident Fund, Employees' State Insurance, Income-tax, Goods and Service Tax and other material statutory dues in arrears as at 31st March, 2025 for a period of more than six months from the date they became payable.

b) According to the information and explanations given to us, there are no dues of goods and services tax, provident fund, employees' state insurance, income tax, sales-tax, service tax, customs duty, excise duty, value added tax, cess, and other statutory dues which have not been deposited on account of any dispute.

(viii) According to the information and explanations given to us and based on our examination of records of the Company, there are no transactions which are not recorded in the books of account, have been surrendered or disclosed as income during the year in the tax assessments under the Income Tax Act, 1961 (43 of 1961).

(ix) In our opinion and according to the information and explanation given to us the Company does not have any loans or borrowings and repayments to lenders during the year. Accordingly para 3 (ix) (a) to (f) of the order is not applicable to the Company.

(x) a) The Company has not raised any money by way of initial public offer, further public offer

(including debt instruments) and term loans during the year. Accordingly, the provisions of Clause 3(x)(a) of the Order are not applicable to the Company.

b) Since the Company has not made any preferential allotment or private placement of shares or convertible debentures (fully, partially or optionally convertible) during the year Clause 3(x)(b) of the Order are not applicable to the Company.

(xi) a) According to the information and explanations given to us, no material fraud by the Company or on the Company by its officers or employees has been noticed or reported during the course of our audit.

b) No report under sub-section (12) of section 143 of the Companies Act has been filed by the auditors in Form ADT-4 as prescribed under rule 13 of Companies.

c) As represented to us by the management, there are no whistle blower complaints received by the Company during the year".

(xii) In our opinion and according to the information and explanations given to us, the Company is not a Nidhi Company. Hence paragraph XII (a), (b) & (c) of the Order are not applicable to the Company.

(xiii) According to the information and explanations given to us and based on our examinations of the records of the Company, transactions with the related parties are in compliance with Sections 177 and 188 of the Act, where applicable. The details of such related party transactions have been disclosed in the Ind AS Standalone Financial Statements as required by applicable accounting standards.

(xiv) a) In our opinion and based on our examination, the Company has an internal audit system commensurate with the size and nature of its business

b) We have considered the internal audit reports of the Company issued till date, for the period under audit.

(xv) According to the information and explanation given to us and based on our examination of the records of the Company,

the Company has not entered into any non-cash transactions with the directors or persons connected with them during the year under review. Accordingly, paragraph 3 (xv) of the Order is not applicable to the Company.

- a) The Company has obtained the requisite registration as a Non-Banking Financial Institution under section 45 – IA of the Reserve Bank of India Act, 1934.
- b) According to the information and explanation given to us and based on our examination of the records the Company has not conducted any Non-Banking Financial or Housing Finance activities without a valid certificate of the registration from the RBI as per the RBI Act, 1934. and hence the clause 2(xvi)(b) of the said order is not applicable.
- c) According to the information and explanation given to us and based on our examination of the records, the Company is a not a Core Investment Company (CIC) as defined in the regulations made by the Reserve Bank of India. Hence clause 3(xvi) (c) and (d) is not applicable to the Company.
- (xvi) According to the information and explanation given to us and based on our examination of the records of the Company, it has not incurred cash losses in the financial year and in the immediately preceding financial year.
- (xvii) There has been no resignation of statutory auditors during the year and accordingly this clause is not applicable.
- (xviii) On the basis of the financial ratios, ageing and expected dates of realization of financial assets and payment of financial liabilities, other information accompanying the Standalone Financial Statements and our knowledge of the Board of Directors and Management plans and based on our examination of the evidence supporting

the assumptions, nothing has come to our attention, which causes us to believe that any material uncertainty exists as on the date of the audit report indicating that Company is not capable of meeting its liabilities existing at the date of balance sheet as and when they fall due within a period of one year from the balance sheet date. We, however, state that this is not an assurance as to the future viability of the Company. We further state that our reporting is based on the facts up to the date of the audit report and we neither give any guarantee nor any assurance that all liabilities falling due within a period of one year from the balance sheet date, will get discharged by the Company as and when they fall due.

- (xix) (a) According to the information and explanation given to us and based on our examination of the records of the Company, it has already spent the required amount as per the section 135 of the said Act.
- (b) Since there is not any amount remaining unspent under section (5) of the section 135 of the Act and hence clause (xx)(b) is not applicable.
- (xxi) The reporting under clause (xxi) is not applicable in respect of audit of standalone financial statements of the Company. Accordingly, our reporting has been included in respect of said clause under the Consolidated Auditor's report.

For DMKH & Co.
Chartered Accountants
FRN. 116886W

Manish Kankani
Partner

Mem. No. 158020

Place: Mumbai

Date: 05th May 2025

UDIN: 25158020BMIZIR1387

ANNEXURE "B" TO THE INDEPENDENT AUDITOR'S REPORT OF EVEN DATE ON THE IND AS STANDALONE FINANCIAL STATEMENTS OF SIL INVESTMENTS LIMITED FOR THE YEAR ENDED 31ST MARCH 2025**Report on the Internal Financial Controls under Clause (i) of Sub-section 3 of Section 143 of the Companies Act, 2013 ("the Act")**

We have audited the internal financial controls over financial reporting of SIL Investments Limited ("the Company") as of 31st March 2025 in conjunction with our audit of the Ind AS Standalone Financial Statements of the Company for the year ended on that date.

Management's Responsibility for Internal Financial Controls

The Company's management is responsible for establishing and maintaining internal financial controls based on the internal controls over financial reporting criteria established by the Company considering the essential components of internal controls stated in the Guidance Note on Audit of Internal Financial Controls over Financial Reporting (the "Guidance Note") issued by the Institute of Chartered Accountants of India ("ICAI"). These responsibilities include the design, implementation and maintenance of adequate internal financial controls that were operating effectively for ensuring the orderly and efficient conduct of its business, including adherence to Company's policies, the safeguarding of its assets, the prevention and detection of frauds and errors, the accuracy and completeness of the accounting records, and the timely preparation of reliable financial information, as required under the Act.

Auditor's Responsibility

Our responsibility is to express an opinion on the Company's internal financial controls over financial reporting based on our audit. We conducted our audit in accordance with the Guidance Note and the Standards on Auditing, issued by ICAI and deemed to be prescribed under section 143(10) of the Act to the extent applicable to an audit of internal financial controls, both applicable to an audit of Internal Financial Controls and, both issued by the ICAI. Those Standards and the Guidance Note require that we comply with ethical requirements and plan and perform the audit to obtain reasonable assurance about whether adequate internal financial controls over financial reporting was established and

maintained and if such controls operated effectively in all material respects.

Our audit involves performing procedures to obtain audit evidence about the adequacy of the internal financial controls system over financial reporting and their operating effectiveness. Our audit of internal financial controls over financial reporting included obtaining an understanding of internal financial controls over financial reporting, assessing the risk that a material weakness exists, and testing and evaluating the design and operating effectiveness of internal controls based on the assessed risk. The procedures selected depend on the auditor's judgement, including the assessment of the risks of material misstatement of the Ind AS Standalone Financial Statements, whether due to fraud or error.

We believe that the audit evidence we have obtained is sufficient and appropriate to provide a basis for our audit opinion on the Company's internal financial control system over financial reporting.

Meaning of Internal Financial Controls Over Financial Reporting

A Company's internal financial controls over financial reporting is a process designed to provide reasonable assurance regarding the reliability of financial reporting and the preparation of Ind AS Standalone Financial Statements for external purposes in accordance with generally accepted accounting principles. A Company's internal financial controls over financial reporting includes those policies and procedures that (1) pertain to the maintenance of records that, in reasonable detail, accurately and fairly reflect the transactions and dispositions of the assets of the Company; (2) provide reasonable assurance that transactions are recorded as necessary to permit preparation of Ind AS Standalone Financial Statements in accordance with generally accepted accounting principles, and that receipts and expenditures of the Company are being made only in accordance with authorizations of Management and Directors of the Company; and (3) provide reasonable assurance regarding prevention or timely detection of unauthorized acquisition, use, or disposition of the Company's assets that could have a material effect on the Ind AS Standalone Financial Statements.

Inherent Limitations of Internal Financial Controls Over Financial Reporting

Because of the inherent limitations of internal financial controls over financial reporting, including the possibility of collusion or improper management override of controls, material misstatements due to error or fraud may occur and not be detected. Also, projections of any evaluation of the internal financial controls over financial reporting to future periods are subject to the risk that the internal financial controls over financial reporting may become inadequate because of changes in conditions, or that the degree of compliance with the policies or procedures may deteriorate.

Opinion

In our opinion, to the best of our information and according to the explanations given to us, the Company has, in all material respects, an adequate

internal financial controls system over financial reporting and such internal financial controls over financial reporting were operating effectively as at 31st March, 2025, based on the internal control over financial reporting criteria established by the Company considering the essential components of internal control stated in the Guidance Note on Audit of Internal Financial Controls Over Financial Reporting issued by the Institute of Chartered Accountants of India.

For DMKH & Co.
Chartered Accountants
FRN. 116886W

Manish Kankani

Partner

Mem. No. 158020

UDIN: 25158020BMIZIR1387

Place: Mumbai

Date: May 05, 2025

SIL INVESTMENTS LIMITED

STANDALONE BALANCE SHEET AS AT 31ST MARCH, 2025

(Rs. in Lakhs)

Particulars	Note No.	As at 31 st March, 2025	As at 31 st March, 2024
ASSETS			
1 Financial Assets			
(a) Cash and cash equivalents	2	1,007.11	729.80
(b) Bank Balance other than (a) above	3	2,660.06	4,220.34
(c) Receivables			
(i) Other Receivables	4	12.28	23.61
(d) Loans	5	-	14.83
(e) Investments	6	2,70,404.39	1,71,853.68
(f) Other financial assets	7	76.06	32.06
Total Financial Assets		2,74,159.90	1,76,874.32
2 Non-Financial Assets			
(a) Current tax asset	8	5.41	28.90
(b) Investment properties	9	25.84	32.44
(c) Property, plant and equipment	10	9,553.84	9,744.18
(d) Capital work in progress	11	-	-
(e) Other non-financial assets	12	14.56	18.45
Total Non-Financial Assets		9,599.65	9,823.97
Total Assets		2,83,759.55	1,86,698.29
LIABILITIES AND EQUITY			
LIABILITIES			
1 Financial Liabilities			
(a) Borrowing (other than debt securities)	13	-	-
(b) Trade Payable			
Total outstanding dues of micro and small enterprises		-	-
Total outstanding dues of creditors other than micro enterprises and small enterprises	14	-	-
(c) Other financial liabilities	15	58.42	147.31
Total Financial Liabilities		58.42	147.31
2 Non-Financial Liabilities			
(a) Current tax liabilities (Net)	16	-	35.67
(b) Provisions	17	76.40	79.49
(c) Deferred tax liabilities (Net)	18	24,964.81	10,380.69
(d) Other non-financial liabilities	19	21.31	10.07
Total Non-Financial Liabilities		25,062.52	10,505.92
3 Equity			
(a) Equity share capital	20	1,060.65	1,060.65
(b) Other equity	21	2,57,577.96	1,74,984.41
Total Equity		2,58,638.61	1,76,045.06
Total Liabilities and Equity		2,83,759.55	1,86,698.29
Summary of material accounting policies and other notes on standalone financial statements	1-46		

The accompanying notes are an integral part of the standalone financial statements.

As per our report of even date attached

For DMKH & Co.

Chartered Accountants
Firm Reg. No. 116886W

Manish Kankani
Partner
Membership No. 158020

C. S. Nopany
Chairman
(DIN : 00014587)

For and on behalf of Board of Directors

Shalini Nopany
Managing Director
(DIN : 00077299)

Brij Mohan Agarwal
Director-in-Charge
(DIN : 03101758)

Abhrajit Dutta
Director
(DIN : 0546556)

Manoj Kumar Jain
Chief Financial Officer
(PAN: ACUPJ7443E)

Lokesh Gandhi
Company Secretary &
Compliance Officer
(Membership No.: F9053)

Place: Mumbai
Date : 5th May 2025

Place: Kolkata
Date : 5th May 2025

STANDALONE STATEMENT OF PROFIT AND LOSS FOR THE PERIOD ENDED 31ST MARCH, 2025

(Rs. in Lakhs except EPS)

Particulars	Note No.	For the year ended 31 st March, 2025	For the year ended 31 st March, 2024
REVENUE FROM OPERATIONS AND INVESTMENTS			
(i) Interest income	22	1,355.88	710.59
(ii) Dividend income	23	3,138.19	3,050.46
(iii) Net gain on fair value changes	24	33.48	270.42
(I) Total Revenue from Operations and Investments		4,527.55	4,031.47
(II) Other income	25	55.85	245.57
(III) Total Income (I+II)		4,583.40	4,277.04
(IV) EXPENSES			
Finance costs	26	-	43.38
Employee benefits expenses	27	240.31	175.81
Depreciation and amortization	28	225.09	140.06
Others expenses	29	693.05	728.94
Total Expenses (IV)		1,158.45	1,088.19
(V) Profit before tax (III - IV)		3,424.95	3,188.85
(VI) Tax Expense:			
(1) Current tax	30	758.11	660.00
(2) Mat Credit Entitled		228.28	11.00
(3) Mat Credit Utilized		(228.28)	(11.00)
(4) Current Tax adjustments for earlier year (Net)		(22.08)	26.98
(5) Deferred tax	18	39.53	114.30
(VII) Profit for the year (V - VI)		2,649.39	2,387.57
(VIII) Other Comprehensive Income			
(A) (i) Items that will not be reclassified to profit or loss			
- Gain/(loss) on fair valuation of equity instruments		95,071.30	40,885.76
(ii) Tax relating to items that will not be reclassified to profit or loss		(14,861.46)	(4,527.71)
(iii) Remeasurement gain/(loss) on defined benefit Plans		(0.78)	0.27
(B) (i) Items that will be reclassified to profit or loss		-	-
(ii) Income tax relating to items that will be reclassified to profit or loss		-	-
Other Comprehensive Income (A+B)		80,209.06	36,358.33
(IX) Total Comprehensive Income for the year (VII+VIII)		82,858.45	38,745.90
(X) Earnings per equity share (Face Value of Rs. 10 each)	31		
Basic (Rs.)		25.00	22.53
Diluted (Rs.)		25.00	22.53
Summary of material accounting policies and other notes on standalone financial statements	1-46		

The accompanying notes are an integral part of the standalone financial statements.

As per our report of even date attached

For DMKH & Co.

Chartered Accountants
Firm Reg. No. 116886W

Manish Kankani
Partner
Membership No. 158020

C. S. Nopany
Chairman
(DIN : 00014587)

Shalini Nopany
Managing Director
(DIN : 00077299)

Brij Mohan Agarwal
Director-in-Charge
(DIN : 03101758)

Abhrajit Dutta
Director
(DIN : 0546556)

Manoj Kumar Jain
Chief Financial Officer
(PAN: ACUPJ7443E)

Lokesh Gandhi
Company Secretary &
Compliance Officer
(Membership No.: F9053)

Place: Mumbai
Date : 5th May 2025

Place: Kolkata
Date : 5th May 2025

SIL INVESTMENTS LIMITED

STANDALONE CASH FLOW STATEMENT FOR THE PERIOD ENDED 31ST MARCH, 2025

(Rs. in Lakhs)

Particulars	For the year ended 31 st March, 2025	For the year ended 31 st March, 2024
(A) CASH FLOW FROM OPERATING ACTIVITIES		
Profit before Tax	3,424.95	3,188.85
Adjustments for:		
Depreciation and amortisation expense	225.09	140.06
Unrealised Gain on mutual funds	166.68	(121.00)
Profit on sale of investment property	(31.19)	(235.42)
Unrealised (Gain)/loss on foreign currency fluctuations (net)	-	(0.15)
Excess provision/liabilities written back	-	-
Contingent provisions against standard assets	(0.08)	-
Operating Profit Before Working Capital	3,785.45	2,972.34
Adjustments for:		
(Increase)/Decrease in loans and other receivables	1,560.90	(1,066.48)
Increase/(Decrease) in provisions and liabilities	(91.27)	96.86
Cash Generated from operations	5,255.08	2,002.73
Direct taxes paid	(1,087.18)	(999.33)
Net Cash flow from Operating Activities	4,167.90	1,003.39
(B) CASH FLOW FROM INVESTING ACTIVITIES		
Proceeds from sale of investment property	37.05	240.80
Proceeds from sale of Property, Plant & equipment	(34.00)	(1,825.36)
Purchase of investments	(33,501.80)	(18,508.22)
Proceeds from Sale of Investments	29,873.06	22,339.12
Payment made for property, plant & equipment	-	-
Capital advances	-	499.12
Net Cash flow from Investing Activities	(3,625.69)	2,745.46
(C) CASH FLOW FROM FINANCING ACTIVITIES		
Proceeds from borrowings	-	-
Net proceeds/(repayment) of borrowings	-	(4,583.11)
Dividend paid	(264.90)	(264.90)
Net Cash flow from Financing Activities	(264.90)	(4,848.01)
Net Increase/(Decrease) in cash & cash equivalents (A) + (B) + (C)	277.31	(1,099.16)
Cash and cash equivalents at the beginning of the year	729.80	1,828.96
Closing cash and cash equivalents (Refer Note No. 2)	1,007.11	729.80

I The above Cash Flow Statement has been prepared under the 'Indirect Method' as set out in Ind AS 7.

II As per Ind AS 7, the Company is required to provide disclosures that enable users of financial statements to evaluate changes in liabilities arising from financing activities, including both changes arising from cash flows and non-cash changes. The Company did not have impact on the Statement of Cash Flows therefore reconciliation has not been given.

The accompanying notes are an integral part of the standalone financial statements.

As per our report of even date attached

For DMKH & Co.

Chartered Accountants
Firm Reg. No. 116886W

Manish Kankani
Partner
Membership No. 158020

C. S. Nopany
Chairman
(DIN : 00014587)

For and on behalf of Board of Directors

Shalini Nopany
Managing Director
(DIN : 00077299)

Brij Mohan Agarwal
Director-in-Charge
(DIN : 03101758)

Abhrajit Dutta
Director
(DIN : 0546556)

Manoj Kumar Jain
Chief Financial Officer
(PAN: ACUPJ7443E)

Lokesh Gandhi
Company Secretary &
Compliance Officer
(Membership No.: F9053)

Place: Mumbai
Date : 5th May 2025

Place: Kolkata
Date : 5th May 2025

STANDALONE STATEMENT OF CHANGES IN EQUITY FOR THE YEAR ENDED 31ST MARCH, 2025

A. Equity Share Capital

(Rs. in Lakhs)

Particulars	As at 31 st March, 2025	As at 31 st March, 2024
Equity Shares of Rs. 10/- each, fully paid up		
At the beginning of the year	1,060.65	1,060.65
Changes in Equity share capital during the year	-	-
At the end of the year	1,060.65	1,060.65

B. Other Equity

(Rs. in Lakhs)

Particulars	Reserve & Surplus				Other Comprehensive Income		Total other equity
	Security Premium	General Reserve	Reserve fund in terms of section 45-IC(1) of the Reserve Bank of India Act, 1934	Retained earnings	Equity instruments at fair value through other comprehensive income	Remeasurement gain/(loss) on defined benefit Plans	
Balance as at April 1, 2024	2,817.31	6,833.68	7,453.00	28,226.81	91,172.16		1,36,503.40
Profit for the year	-	-	-	2,387.57	-		2,387.57
Other Comprehensive Income (net of tax)	-	-	-	-	36,358.06	0.27	36,358.33
Total Comprehensive Income for the year	-	-	-	2,387.57	36,358.06	0.27	38,745.90
Transfer to reserve fund in terms of section 45-IC(1) of the Reserve Bank of India Act, 1934	-	-	478.00	(478.00)	-		-
Transfer of realised gain on sale of FVOCI equity instruments	-	-	-	7,484.81	(7,484.81)		-
Transfer to general reserve	-	239.00	-	(239.00)	-		-
Dividend paid	-	-	-	(264.90)	-		(264.90)
Balance as at March 31, 2024	2,817.31	7,072.68	7,931.00	37,117.30	1,20,045.41	0.27	1,74,984.40
Profit for the year	-	-	-	2,649.39	-		2,649.39
Other Comprehensive Income (net of tax)	-	-	-	-	80,209.84	(0.78)	80,209.06
Total Comprehensive Income for the year	-	-	-	2,649.39	80,209.84	(0.78)	82,858.45
Transfer to reserve fund in terms of section 45-IC(1) of the Reserve Bank of India Act, 1934	-	-	530.00	(530.00)	-		-
Transfer of realised gain on sale of FVOCI equity instruments	-	-	-	2,397.66	(2,397.66)		-
Transfer to general reserve	-	265.00	-	(265.00)	-		-
Dividend paid	-	-	-	(264.90)	-		(264.90)
Dividend distribution tax	-	-	-	-	-		-
Balance as at March 31, 2025	2,817.31	7,337.68	8,461.00	41,104.44	1,97,857.53	(0.78)	2,57,577.97

The accompanying notes are an integral part of the standalone financial statements.

As per our report of even date attached

For DMKH & Co.

Chartered Accountants
Firm Reg. No. 116886W

Manish Kankani
Partner
Membership No. 158020

C. S. Nopany
Chairman
(DIN : 00014587)

Shalini Nopany
Managing Director
(DIN : 00077299)

Brij Mohan Agarwal
Director-in-Charge
(DIN : 03101758)

Abhrajit Dutta
Director
(DIN : 0546556)

Manoj Kumar Jain
Chief Financial Officer
(PAN: ACUPJ7443E)

Lokesh Gandhi
Company Secretary &
Compliance Officer
(Membership No.: F9053)

Place: Mumbai
Date : 5th May 2025

Place: Kolkata
Date : 5th May 2025

**NOTES FORMING PART OF THE STANDALONE FINANCIAL STATEMENTS
FOR YEAR ENDED 31ST MARCH, 2025****1 Company Overview and Material Accounting Policies****1.1 Reporting Entity**

SIL Investments Limited ('the Company') is a public limited company incorporated under the Companies Act, 2013 having its registered office situated at Panchpar Road, Bhawanimandi, Rajasthan -326502. The Company is a Non Deposit taking-Systemically Important (ND-SI) registered with the Reserve Bank of India ('RBI') and engaged in the business of investment and lending activities. Equity Shares of the Company are listed on BSE Limited (BSE), India and National stock exchange of India limited.

1.2 Material Accounting Policies**a) Basis of Presentation**

These financial statements have been prepared in accordance with the Indian Accounting Standards (Ind AS) as per the Companies (Indian Accounting Standards) Rules, 2015 notified under Section 133 of the Companies Act, 2013, (the 'Act') and other relevant provisions of the Act, as amended from time to time and other accounting principles generally accepted in India along with other relevant provisions of the Act and the Master Direction – Non-Banking Financial Company– Systemically Important Non-Deposit taking Company and Deposit taking Company (Reserve Bank) Directions, 2016 ('the NBFC Master Directions') issued by RBI.

These financial statements were authorised for issue by the Board of Directors on their meeting held on 5th May, 2025

The Company presents its balance sheet in order of liquidity. An analysis regarding recovery or settlement within 12 months after the reporting date and more than 12 months after the reporting date is presented in Note 45.

b) Basis of measurement

These standalone financial statements have been prepared on a historical cost basis except for following assets and liabilities which have been measured at fair value

- i) financial instruments - fair value through other comprehensive income (FVOCI);
- ii) financial instruments - fair value through profit and loss (FVTPL).

Fair value is the price that would be received to sell of an asset or paid to transfer a liability in an orderly transaction between market participants at the measurement date, regardless of whether that price is directly observable or estimated using another valuation technique. In estimating the fair value of an asset or a liability, the Company take into account the characteristics of the asset or liability if market participants would take those characteristics into account when pricing the asset or liability at the measurement date. Fair value for measurement and/or disclosure purposes in the financial statements is determined on such a basis, except measurements that have some similarities to fair value but are not fair value, such as value in use in Impairment of Assets.

In addition, for financial reporting purposes, fair value measurements are categorised into Level 1, 2 or 3 based on the degree to which the inputs to the fair value measurements are observable and the significance of the inputs to the fair value measurement in its entirety, which are described as follows:

- Level 1 inputs are quoted prices /net asset value (unadjusted) in active markets for identical assets or liabilities that the company can access at the measurement date;
- Level 2 inputs other than quoted prices included within Level 1, that are observable for the asset or liability, either directly or indirectly; and
- Level 3 inputs are unobservable inputs for the asset or liability.

c) Functional and presentation currency

Indian Rupee (Rs.) is the Company's functional currency and the currency of the primary economic environment in which the Company operates. Accordingly, the management has determined that financial statements are presented in Indian Rupees (Rs.). All amounts have been rounded-off to the nearest lakhs upto two decimal places, unless otherwise indicated.

d) Investment Property**Recognition and measurement**

Investment properties are properties held to earn rentals and/or for capital appreciation (including property under construction for such purposes). Investment properties are measured initially at cost, including transaction costs. Subsequent to initial recognition, investment properties are stated at cost less accumulated depreciation and impairment losses, if any.

Depreciation

Depreciation on investment property has been charged at Straight Line method with reference to the economic useful life of its property, plant and equipment as prescribed by Schedule II of the Companies Act, 2013.

e) Property, Plant and Equipment**Recognition and measurement**

Property, plant and equipment ('PPE') are stated at acquisition or construction cost less accumulated depreciation and impairment loss. Cost comprises the purchase price and any attributable cost of bringing the asset to its location and working condition for its intended use, including relevant borrowing costs and any expected costs of decommissioning. If significant parts of an item of PPE have different useful lives, then they are accounted for as separate items (major components) of PPE. The cost of an item of PPE is recognised as an asset if, and only if, it is probable that the economic benefits associated with the item will flow to the Company in future periods and the cost of the item can be measured reliably.

Expenditure incurred after the PPE have been put into operations, such as repair and maintenance expenses are charged to the Statement of Profit and Loss during the period in which they are incurred. Capital work in progress includes cost of assets at sites, construction expenditure and interest on the funds deployed less any impairment loss, if any.

The estimated useful lives and residual values of the PPE are reviewed at the end of each financial year. PPE, individually costing less than Rupees five thousand, are fully depreciated in the year of purchase. Gains or losses arising from the retirement or disposal of PPE are determined as the difference between the net disposal proceeds and the carrying amount of the asset and recognised as income or expense in the Statement of Profit and Loss."

Subsequent Measurement

Subsequent expenditure is capitalised only if it is probable that the future economic benefits associated with the expenditure will flow to the Company.

Depreciation

Depreciation on property, plant and equipment is provided on Straight Line Method using the rates arrived at based on the useful lives as specified in the Schedule II of the Companies Act, 2013. Depreciation on the Property Plant and Equipment added/disposed off/discarded during the year is provided from/upto the date when added/disposed off/discarded.

f) Impairment of non-financial assets

At the end of each reporting period, the Company reviews the carrying amounts of non-financial assets to determine whether there is any indication that those assets have suffered an impairment loss.

If any such indication exists, the recoverable amount of the asset is estimated in order to determine the extent of the impairment loss (if any). When it is not possible to estimate the recoverable amount of an individual asset, the Company estimates the recoverable amount of the cash generating unit to which the asset belongs.

g) Revenue Recognition

Revenue is recognised to the extent that it is probable that the economic benefit will flow to the Company and the revenue can be reliably measured.

Interest Income

Interest income is accounted for all financial instruments measured at amortised cost. Interest income is recorded using the effective interest rate (EIR), which is the rate that exactly discounts the estimated future cash payments or receipts through the expected life of the financial instrument to the gross carrying amount of the financial asset. Interest income on all financial assets mandatorily required to be measured at FVTPL is recognised using the contractual interest rate in net gain on fair value changes."

Dividend Income

Dividend income is accounted for when the right to receive the income is established, which generally when the shareholders approves the dividend.

Net Gain/ Loss on Fair Value Changes

Any differences between the fair values of the investment in debt oriented mutual funds classified as fair value through the profit or loss, held by the Company on the balance sheet date is recognised as an unrealised gain/loss in the statement of profit and loss. In cases there is a net gain in aggregate, the same is recognised in "Net gains or fair value changes" under revenue from operations and if there is a net loss the same is disclosed "Expenses", in the statement of profit and loss.

h) Retirement Benefits

Short-Term Employee Benefits

Liabilities for salaries and bonus, including non-monetary benefits, if any and accumulating leave balance in respect of employees' services up to the end of the reporting period, are recognised as liabilities (and expensed) and are measured at the amounts expected to be paid when the liabilities are settled.

Defined Contribution Plan and Defined Benefit Plan

Contributions to defined contribution schemes such as provident fund are charged as an expense based on the amount of contribution required to be made as and when services are rendered by the employees. The above benefits are classified as Defined Contribution Schemes as the Company has no further obligations beyond the monthly contributions. The Company also provides for gratuity which is a defined benefit plan, the liabilities of which is determined based on valuations, as at the balance sheet date, made by an independent actuary using the projected unit credit method. Re-measurement, comprising of actuarial gains and losses, in respect of gratuity are recognised in the OCI, in the period in which they occur. Re-measurement recognised in OCI are not reclassified to the Statement of Profit and Loss in subsequent periods. Past service cost is recognised in the Statement of Profit and Loss in the year of plan amendment or curtailment. The classification of the Company's obligation into current and non-current is as per the actuarial valuation report."

Other Long-Term Benefits

Accumulated leave which is expected to be utilised within next twelve months, is treated as short-term employee benefit. Leave entitlement, other than short term compensated absences, are provided based on a actuarial valuation, similar to that of gratuity benefit. Re-measurement, comprising of

actuarial gains and losses, in respect of leave entitlement are recognised in the Statement of Profit and Loss in the period in which they occur.

i) Income tax

Income tax expense comprises current and deferred tax. It is recognised in profit or loss except to the extent that it relates to items recognised directly in Other Comprehensive Income.

i. Current tax

Current tax comprises the expected tax payable or receivable on the taxable income or loss for the year and any adjustment to the tax payable or receivable in respect of previous years. It is measured using tax rates enacted or substantively enacted at the reporting date. Current tax assets and liabilities are offset only if, the Company:

- a) has a legally enforceable right to set off the recognised amounts; and
- b) intends either to settle on a net basis, or to realise the asset and settle the liability simultaneously.

ii. Deferred tax

Deferred tax is provided using the liability method on temporary differences arising between the tax base of assets and liabilities and their carrying amounts in the financial statements. Deferred tax is determined using tax rates that have been enacted or substantially enacted by the end of the reporting period and are expected to apply when the related deferred tax asset is realised or the deferred tax liability is settled. Deferred tax assets are recognised for all deductible temporary differences and unused tax losses only if it is probable that future taxable amounts will be available to utilise those temporary differences.

The carrying amount of deferred tax assets is reviewed at each reporting date and reduced to the extent that it is no longer probable that sufficient taxable profit will be available to allow all or part of the deferred tax asset to be utilised. Unrecognised deferred tax assets are re-assessed at each reporting date and are recognised to the extent that it has become probable that future taxable profits will allow the deferred tax asset to be recovered.

Deferred tax assets and deferred tax liabilities are offset if a legally enforceable right exists to set off current tax assets against current tax liabilities and the deferred taxes relate to the same taxable entity and the same taxation authority.

Minimum Alternative Tax (MAT) is recognized as an asset only when and to the extent there is convincing evidence that the Company will pay normal income tax during the specified period. The Company reviews the same at each balance sheet date and recognise MAT entitlement to the extent it will be utilised. The said asset is created by way of credit to the statement of profit and loss and included in deferred tax assets.

j) Financial instruments

A financial instrument is any contract that gives rise to a financial asset of one entity and a financial liability or equity instrument of another entity.

(k) Initial recognition and measurement

All financial assets and financial liabilities are initially recognised when the Company becomes a party to the contractual provisions of the instrument.

A financial asset or financial liability which is not recognised at Fair Value Through Profit and Loss, is initially measured at fair value plus transaction costs that are directly attributable to its acquisition or issue."

Regular way purchases and sales of financial assets are recognized on tradedate, the date on which the Company commits to purchase or sell the asset.

(ii) Subsequent recognition**A. Financial Assets**

On initial recognition, a financial asset is classified and measured at

- Amortised Cost;
- Fair Value Through Other Comprehensive Income (FVOCI); or
- Fair Value Through Profit and Loss (FVTPL)

Financial assets are not reclassified subsequent to their initial recognition, except if and in the period the Company changes its business model for managing financial assets.

A financial asset is measured at amortised cost if it meets both of the following conditions and is not recognised as at FVTPL:

- the asset is held within a business model whose objective is to hold assets to collect contractual cash flows; and
- the contractual terms of the financial asset give rise on specified dates to cash flows that are solely payments of principal and interest on the principal amount outstanding. On initial recognition of an equity investment that is not held for trading, the Company may irrevocably elect to present subsequent changes in the investment's fair value in Other Comprehensive Income (OCI) (designated as FVOCI – equity investment). This election is made on an investment-by-investment basis.

All financial assets not classified and measured at amortised cost or FVOCI as described above are measured at FVTPL. On initial recognition, the Company may irrevocably designate a financial asset that otherwise meets the requirements to be measured at amortised cost or at FVOCI or at FVTPL, if doing so eliminates or significantly reduces an accounting mismatch that would otherwise arise.

Assessment whether contractual cash flows are solely payments of principal and interest (SPPI)

For the purposes of this assessment, 'principal' is defined as the fair value of the financial asset on initial recognition. 'Interest' is defined as consideration for the time value of money and for the credit risk associated with the principal amount outstanding during a particular period of time and for other basic lending risks and costs (e.g. liquidity risk and administrative costs), as well as a profit margin. In assessing whether the contractual cash flows are solely payments of principal and interest, the Company considers the contractual terms of the instrument. This includes assessing whether the financial asset contains a contractual term that could change the timing or amount of contractual cash flows such that it would not meet this condition. In making this assessment, the Company considers:

- contingent events that would change the amount or timing of cash flows;
- terms that may adjust the contractual coupon rate, including variable interest rate features;
- prepayment and extension features; and
- terms that limit the Company's claim to cash flows from specified assets.

Business model assessment

The Company determines its business model at the level that best reflects how it manages groups of financial assets to achieve its business objective. The Company's business model is not assessed on an instrument by instrument basis, but at a higher level of aggregated portfolios. If cash flows after initial recognition are realised in a way that is different from the Company's original expectations, the Company does not change the classification of the remaining financial assets held in that business model, but incorporates such information when assessing newly originated financial assets going forward.

Financial assets: Subsequent measurement and gains and losses

Financial assets measured at FVTPL	These assets are subsequently measured at fair value. Net gains and losses, including any interest or dividend income, are recognised in the Statement of Profit and Loss.
Financial assets measured at FVOCI	These assets are subsequently measured at fair value. Dividends are recognised as income in the Statement of Profit and Loss unless the dividend clearly represents a recovery of part of the cost of the investment. Other net gains and losses are recognised in OCI and are not reclassified to profit or loss.
Financial assets measured at Amortised Cost	These assets are subsequently measured at amortised cost using the effective interest rate method. The amortised cost is reduced by impairment losses. Interest income, foreign exchange gains and losses and impairment are recognised in the Statement of Profit and Loss. Any gain or loss on derecognition is recognised in the Statement of Profit and Loss.
Investment in subsidiaries and step down subsidiaries (Others)	These assets are recognised at cost and are not adjusted to fair value at the end of each reporting period. Cost of investment represents amount paid for acquisition of the said investment. The Company assesses at the end of each reporting period, if there are any indications that the said investment may be impaired. If so, the Company estimates the recoverable value/amount of the investment and provides for impairment, if any i.e. the deficit in the recoverable value over cost.

Financial liabilities: Classification, subsequent measurement and gains and losses

Financial liabilities are subsequently measured at amortised cost using the effective interest method. Interest expense and foreign exchange gains and losses are recognised in the Statement of Profit and Loss. Any gain or loss on derecognition is also recognised as profit or loss respectively.

(iii) Derecognition**Financial Assets**

The Company derecognises a financial asset when the contractual rights to the cash flows from the financial asset expire, or it transfers the rights to receive the contractual cash flows in a transaction in which substantially all of the risks and rewards of ownership of the financial asset are transferred or in which the Company neither transfers nor retains substantially all of the risks and rewards of ownership and does not retain control of the financial asset. If the Company enters into transactions whereby it transfers assets recognised on its balance sheet, but retains either all or substantially all of the risks and rewards of the transferred assets, the transferred assets are not derecognised.

Financial Liabilities

The Company derecognises a financial liability when its contractual obligations are discharged or cancelled, or expire.

(iv) Impairment of financial instruments

The Company recognises loss allowances using the expected credit loss (ECL) model for the financial assets which are not Fair Value Through Profit and Loss. Expected credit losses are measured at an amount equal to the 12-month ECL, unless there has been a significant increase in credit risk or the assets have become credit impaired from initial recognition in which case, those are measured at lifetime ECL. The amount of expected credit losses (or reversal) that is required to adjust the loss allowance at the reporting date is recognised as an impairment gain or loss in the Statement of Profit and Loss.

Loss allowances for financial assets measured at amortised cost are deducted from the gross carrying amount of the assets.

Measurement of expected credit loss

Expected credit losses are a probability weighted estimate of credit losses. Credit losses are measured as the present value of all cash shortfalls (i.e. the difference between the cash flows due to the Company in accordance with the contract and the cash flows which the Company expects to receive).

(v) Offsetting of financial instruments

Financial assets and liabilities are offset and the net amount is reported in the balance sheet where there is a legally enforceable right to offset the recognised amounts and there is an intention to settle on a net basis or realise the asset and settle the liability simultaneously. The legally enforceable right must not be contingent on future events and must be enforceable in the normal course of business and in the event of default, insolvency or bankruptcy of the group or the counterparty.

l) Asset Classification and Provisioning

Loan asset classification and requisite provision made under RBI prudential norms are given below:

Particulars	Criteria	Provision
Standard asset	The asset in respect of which, no default in repayment of principal or payment of interest is perceived and which does not disclose any problem nor carry more than normal risk attached to the business.	0.40% of the outstanding loan portfolio of standard assets
Sub-standard assets	An asset for which, interest/principal payment has remained overdue for more than 3 months and less than 12 months.	10% of the outstanding loan portfolio of sub-standard assets
Loss assets	An asset for which, interest/principal payment has remained overdue for a period of 12 months or more.	100% of the outstanding loan portfolio of loss assets.

The Company's portfolio is classified under stage 1 and there is no significant difference in provision made as per RBI prudential norm and IndAS-109 hence requisite disclosure has not given. It is considered as ECL Provision or RBI Norms whichever is higher.

m) Foreign Currency Transactions

Transactions in foreign currencies are recognised at the rates of exchange prevailing at the dates of the transactions. At the end of each reporting period, monetary assets and liabilities denominated in foreign currencies are translated at the rate prevailing at that date. Non-monetary items that are measured in terms of historical cost in a foreign currency are not re-translated. Exchange differences on monetary items are recognised in the Statement of Profit and Loss in the period in which these arise, except for exchange difference arising on re-statement of long-term monetary items that in substance forms part of Company's net investment in foreign operations, is accumulated in Foreign Currency Translation Reserve (component of OCI) until the disposal of the investment, at which time such exchange difference is recognised in the Statement of Profit and Loss.

n) Cash and cash equivalents

Cash and cash equivalents comprise cash on hand, cash at bank and short-term deposits with an original maturity of three months or less that are readily convertible to known amounts of cash and which are subject to an insignificant risk of change in value.

o) Provisions, contingent liabilities and contingent assets

Provisions are recognised when the Company has a present obligation (legal or constructive) as a result of a past event, it is probable that the Company will be required to settle the obligation, and a reliable estimate can be made of the amount of the obligation. If the effect of the time value of money is material, provisions are determined by discounting the expected future cash flows to net present value using an appropriate pre-tax discount rate that reflects current market assessments of the time value of money and, where appropriate, the risks specific to the liability.

A present obligation that arises from past events, where it is either not probable that an outflow of resources will be required to settle or a reliable estimate of the amount cannot be made, is disclosed as a contingent liability. Contingent liabilities are also disclosed when there is a possible obligation arising from past events, the existence of which will be confirmed only by the occurrence or non-occurrence of one or more uncertain future events not wholly within the control of the Company. Claims against the Company, where the possibility of any outflow of resources in settlement is remote, are not disclosed as contingent liabilities.

Contingent assets are not recognised in the financial statements since this may result in the recognition of income that may never be realised. However, when the realisation of income is virtually certain, then the related asset is not a contingent asset and is recognised.

p) Segment Reporting

According to Ind AS 108, identification of operating segments is based on Chief Operating Decision Maker (CODM) approach for making decisions about allocating resources to the segment and assessing its performance. The business activity of the company falls within one business segment viz. "investment and lending activities".

q) Earnings Per Share

The basic EPS is computed by dividing the profit after tax for the year attributable to the equity shareholders by the weighted average number of equity shares outstanding during the year.

r) Recent pronouncement

Ministry of Corporate Affairs ("MCA") notifies new standards or amendments to the existing standards under Companies (Indian Accounting Standards) Rules as issued from time to time. For the year ended March 31, 2025, MCA has not notified any new standards or amendments to the existing standards applicable to the Company.

1.3 Other Financial Policies**a) Borrowing Costs**

Borrowing cost attributable to acquisition and construction of qualifying assets are capitalised as a part of the cost of such assets up to the date when such assets are ready for its intended use. Ancillary costs incurred in connection with the arrangement of borrowings are adjusted with the proceeds of the borrowings and recognised using the Effective Interest Rate (EIR) method. Other borrowing costs are charged to the Statement of Profit and Loss in the period in which they are incurred.

b) Leases**Company as a lessor**

When the Company is the lessor, the lease are classified as either a finance lease or an operating lease. A finance lease is a lease which confers substantially all the risks and rewards of the leased assets on the lessee. An operating lease is a lease where substantially all of the risks and rewards of the leased asset remain with the lessor.

Amounts due from lessees under finance leases are recorded as receivables. Finance lease income is allocated to accounting periods so as to reflect a constant periodic rate of return on the net investment outstanding in respect of the lease.

**NOTES FORMING PART OF THE STANDALONE FINANCIAL STATEMENTS
FOR THE YEAR ENDED 31ST MARCH, 2025**
(Rs. in Lakhs)

Particulars	As at 31 st March, 2025	As at 31 st March, 2024
Note 2 : Cash & Cash equivalents		
Cash on hand	0.01	0.01
Balance with banks :		
On current accounts	707.10	729.79
Fixed deposits with maturity of less than three months from date of acquisition	300.00	-
	1007.11	729.80

Note 3 : Bank Balance other than Cash & Cash Equivalents

Earmarked balances with banks		
Fixed deposits with maturity for more than 3 months from date of acquisition	2,651.00	4,210.00
Earmarked balances with banks		
On dividend accounts	9.06	10.34
	2660.06	4220.34

Note 4 : Other Receivables [Unsecured, Considered Good]

Receivable against sale of Property	-	-
Others	12.28	23.61
	12.28	23.61

Note 5 : Loans [Unsecured, Considered Good]

At Amotised Cost		
Loan to Others	-	-
Loans to subsidiary company incorporated outside India	-	14.83
	-	14.83

5.01 Particulars	Basis of Classification	Particulars	As at March 31, 2025	As at March 31, 2024
		Portfolio and Int. accrued	-	19.20
Standard assets*	Less than or equal to 3 Months	Provision against standard assets	-	0.08

* Standard Assets includes accrued Interest Rs. NIL (Previous Year Rs. 4.37 Lakhs)

5.02 Additional disclosure under RBI circular RBI/2019-20/170 DOR (NBFC).CC.PD.No.109/22.10.106/2019-20 dated March 13, 2020

The Company's portfolio is classified under stage 1 and there is no significant difference in provision made as per RBI prudential norm and IndAS-109 hence requisite disclosure has not given.

Note 6 : Investments

(Rs. in Lakhs)

As at March 31, 2025	Amortised Cost	Fair Value Through Profit and Loss	Fair Value Through Other Comprehensive Income	Others	Total
Mutual funds	-	-	-	-	-
Quoted	-	-	-	-	-
Unquoted	-	232.57	-	-	232.57
Alternate Investment Fund	-	-	-	-	-
Quoted	-	4,208.40	-	-	4,208.40
Unquoted	-	546.34	-	-	546.34
Debt Securities	-	-	-	-	-
Quoted	-	-	-	-	-
Unquoted	13,020.05	-	-	-	13,020.05
Equity Instruments	-	-	-	-	-
- Subsidiaries & step down	-	-	-	-	-
Subsidiaries	-	-	-	-	-
Quoted	-	-	-	-	-
Unquoted	-	-	-	10,297.35	10,297.35
- Others	-	-	-	-	-
Quoted	-	-	2,32,344.84	-	2,32,344.84
Unquoted	-	-	9,755.65	-	9,755.65
Preference shares	-	-	-	-	-
Total Gross Investment	13,020.05	4,987.31	2,42,100.49	10,297.35	2,70,405.20
- Investment in india	13,020.05	4,987.31	2,42,100.49	5,958.12	2,66,065.97
- Investment outside india	-	-	-	4,339.23	4,339.23
Total	13,020.05	4,987.31	2,42,100.44	10,297.35	2,70,405.20
Less: Allowances for impairment	-	-	(0.81)	-	(0.81)
Total Net investment	13,020.05	4,987.31	2,42,099.68	10,297.35	2,70,404.39
As at March 31, 2024	Amortised Cost	Fair Value Through Profit and Loss	Fair Value Through Other Comprehensive Income	Others	Total
Mutual funds	-	-	-	-	-
Quoted	-	-	-	-	-
Unquoted	-	3,663.30	-	-	3,663.30
Alternate Investment Fund	-	-	-	-	-
Quoted	-	-	-	-	-
Unquoted	-	-	-	-	-
Debt Securities	-	-	-	-	-
Quoted	-	-	-	-	-
Unquoted	13,114.85	-	-	-	13,114.85
Equity Instruments	-	-	-	-	-
---Subsidiaries & step down	-	-	-	-	-
Subsidiaries	-	-	-	-	-
Quoted	-	-	-	-	-
Unquoted	-	-	-	6,818.71	6,818.71
---Others	-	-	-	-	-
Quoted	-	-	1,41,000.32	-	1,41,000.32
Unquoted	-	-	7,257.31	-	7,257.31
Preference shares	-	-	-	-	-
Total Gross Investment	13,114.85	3,663.30	1,48,257.63	6,818.71	1,71,854.49

(Rs. in Lakhs)

As at March 31, 2024	Amortised Cost	Fair Value Through Profit and Loss	Fair Value Through Other Comprehensive Income	Others	Total
- Investment in india	13,114.85	3,663.30	1,48,257.63	5,958.12	1,70,993.90
- Investment outside india	-	-	-	860.59	860.59
Total	13,114.85	3,663.30	1,48,257.63	6,818.71	1,71,854.49
Less: Allowances for impairment	-	-	(0.81)	-	(0.81)
Total Net investment	13,114.85	3,663.30	1,48,256.82	6,818.71	1,71,853.68

6.01 Investment in Subsidiaries and step down subsidiaries are measured at cost as per Ind AS 27.

Particulars	As at 31st March, 2025	As at 31 st March, 2024
Note 7 : Other financial assets [Unsecured, Considered Good]		
Accrued interest	-	4.37
Interest Accrued but not due	74.40	21.75
Security deposits	1.66	5.94
	76.06	32.06

Note 8 : Current tax asset

Income tax refund receivables	0.99	28.90
Provision for taxation (net of advance tax)	4.42	-
	5.41	28.90

Note 9 : Investment Property

	Building	Total
Gross Block		
As at March 31, 2023	52.48	52.48
Additions	-	-
Disposal/Deduction	5.47	5.47
As at March, 31, 2024	47.01	47.01
Additions	-	-
Disposal/Deduction	10.18	10.18
As at March, 31, 2025	36.83	36.83
Accumulated Depreciation		
As at March 31, 2023	13.75	13.75
Charge for the year	0.91	0.91
Disposal/Deduction	0.10	0.09
As at March, 31, 2024	14.56	14.57
Charge for the year	0.74	0.74
Disposal/Deduction	4.31	4.31
As at March, 31, 2025	10.99	10.99
Net Block		
As at March, 31, 2024	32.45	32.44
As at March, 31, 2025	25.84	25.84

9.01 Other disclosures :

(Rs. in Lakhs)

Particulars	for the year ended March 31, 2025	for the year ended March 31, 2024
Rental income derived from investment properties	-	-
Direct operating expenses	(34.40)	(36.98)
Depreciation	(0.74)	(0.91)
(A) Profit / (Loss) arising from investment properties	(35.14)	(37.89)
(B) Profit on sale of investment properties	31.19	235.42

Note 10 : Property, Plant and Equipment

(Amount in Rs. Lakhs)

Particulars	Residential Building	Office Equipment's	Furniture & Fixtures	Vehicles	Total
Gross Block					
As at March 31, 2023	8,222.35	2.67	15.16	35.61	8,275.79
Additions	1,039.28		765.98	23.60	1,828.86
Disposal/Deduction		-	-	4.49	4.49
As at March, 31, 2024	9,261.63	2.67	781.14	54.72	10,100.16
Additions	17.07		16.88		33.95
Disposal/Deduction					-
As at March, 31, 2025	9,278.71	2.67	798.02	54.72	10,134.11
Accumulated Depreciation					
As at March 31, 2023	170.05	1.49	15.16	31.11	217.82
Charge for the year	131.45	0.49	3.99	3.15	139.08
Disposal/Deduction		-	-	0.92	0.92
As at March, 31, 2024	301.50	1.98	19.15	33.34	355.96
Charge for the year	146.86	0.32	74.30	2.83	224.31
Disposal/Deduction					-
As at March, 31, 2025	448.35	2.30	93.45	36.16	580.27
Net Block					
As at March, 31, 2024	8,960.13	0.69	761.99	21.38	9,744.18
As at March, 31, 2025	8,830.35	0.36	704.56	18.56	9,553.84

Note 11 : Capital work in progress

CWIP	Amount in CWIP for a period of 2024-25				As at March 31, 2025
	Less than 1 year	1-2 years	2-3 years	More than 3 years	
Projects in progress	-	0.00	-	-	0.00
CWIP	Amount in CWIP for a period of 2023-24				As at March 31, 2024
	Less than 1 year	1-2 years	2-3 years	More than 3 years	
Projects in progress	-	-	-	-	0.00

SIL INVESTMENTS LIMITED

Particulars	(Amount in Rs. Lakhs)	
	As at 31 March, 2025	As at 31 March, 2025
Note 12 : Other non-financial assets [Unsecured, Considered Good]		
Income tax paid under protest	-	10.00
Staff Advance	2.39	0.04
Prepaid expenses	12.18	8.41
Capital advance	-	-
	14.56	18.45
Note 13 : Borrowing(other Then Debt securities)		
Secured Loan-Short Term Maturity (with In 12 Month)	-	-
Secured Loan-Long Term Maturity	-	-
	-	-
Note 14 : Trade Payable		
Total outstanding dues of micro enterprises and small enterprises		-
Total outstanding dues of creditors other than micro enterprises and small enterprises	-	-
	-	-
Note 15 : Other financial liabilities		
Unpaid dividend	9.06	10.34
Security deposit	-	0.73
Employee emoluments	14.40	-
Employee Food Coupan Liability	0.10	0.00
Employee NPS Liability	0.15	-
Interest Payable on Home Loan	-	-
Others	34.71	136.24
	58.42	147.31
Note 16 : Current Tax Liabilities (Net)		
Provision for taxation (net of advance tax)	-	35.67
	-	35.67
Note 17 : Provisions		
Contingent provisions against standard assets	-	0.08
Provision for employee benefits (Gratuity)	26.87	27.36
Provision for employee benefits (compensated absences)	49.53	52.05
	76.40	79.49
Note 18 : Deferred Tax Liabilities (Net)		
Deferred Tax Liability on account of:		
Property, plant and equipment and investment properties	511.18	414.19
Net fair value changes in and impairment on Investments	24,468.05	9,981.65
	24,979.23	10,395.84
Deferred Tax Assets on account of:		
Origination and reversal of temporary differences	14.42	15.16
Deferred Tax Liability/(Assets) (Net)	24,964.81	10,380.69
18.01 Also Refer Note No. 30.03		
Note 19 : Other non financial liabilities		
Statutory dues	6.31	10.07
Advance against Sale of Property, plant and equipment	15.00	-
	21.31	10.07

(Amount in Rs. Lakhs)

Note 20 : Share Capital		No. of Shares	As at 31 March, 2025	No. of Shares	As at 31 March, 2024
I Authorised					
Equity Shares of Rs. 10/- each	1,20,00,000	1,200.00	1,20,00,000	1,200.00	
		1,200.00		1,200.00	
II Issued, subscribed and fully paid-up shares					
Equity Shares of Rs. 10/- each fully paid-up.	1,05,95,860	1,059.59	1,05,95,860	1,059.59	
Add: Forfeited shares (Amount originally paid up)		1.06		1.06	
		1,060.65		1,060.65	

20.1 Terms/ Rights attached to Equity Shares

Each holder of equity shares is entitled to one vote per share. In the event of liquidation of the Company, the holders of equity shares will be entitled to receive remaining assets of the Company, after distribution of all preferential amounts. The distribution will be in proportion to the number of equity shares held by the shareholders. There is no restriction on distribution of dividend. However, same is subject to the approval of the shareholders in the Annual General Meeting.

20.2 Reconciliation of the number of Equity Shares outstanding:

	As at 31 March, 2025	As at 31 March, 2024
Equity shares outstanding at the beginning of the year	1,05,95,860	1,05,95,860
Equity shares allotted during the year	-	-
Equity shares outstanding at the end the of the year	1,05,95,860	1,05,95,860

20.3 : Shareholder holding more than 5 percent equity shares of the Company:

Sr. No.	As at 31 March, 2025		As at 31 March, 2024	
	No of Shares held	% of holding	No of Shares held	% of holding
1 Ganges Securities Ltd.	20,19,339	19.06%	20,19,339	19.06%
2 New India Retailing and Investment Ltd.	11,56,550	10.92%	11,56,550	10.92%
3 Hargaon Investment & Trading Co. Ltd.	11,40,931	10.77%	11,40,931	10.77%
4 Yashovardhan Investment & Trading Co. Ltd.	9,91,224	9.35%	9,91,224	9.35%
5 Ronson Traders Ltd.	6,48,249	6.12%	6,48,249	6.12%

Sr. No.	As at 31 March, 2025			As at 31 March, 2024		
	No of Shares held	% of holding	% Change during the year	No of Shares held	% of holding	% Change during the year
1 Ganges Securities Ltd.	20,19,339	19.06%	-	2019339	19.06%	-
2 New India Retailing and Investment Ltd.	11,56,550	10.92%	-	1156550	10.92%	-
3 Hargaon Investment & Trading Co. Ltd.	11,40,931	10.77%	-	1140931	10.77%	-
4 Yashovardhan Investment & Trading Co. Ltd.	9,91,224	9.35%	-	991224	9.35%	-
5 Ronson Traders Ltd.	6,48,249	6.12%	-	648249	6.12%	-
6 OSM Investment & Trading Co. Ltd	4,17,421	3.94%	-	417421	3.94%	-
7 Champaran Marketing Co. Ltd.	1,99,773	1.89%	-	199773	1.89%	-
8 Chandra Shekhar Nopany as trustee of Shekhar Family Trust	1,10,000	1.04%	-	110000	1.04%	-
9 Sidh Enterprises Ltd.	55,116	0.52%	-	55116	0.52%	-
10 Sonali Commercial Ltd.	18,957	0.18%	-	18957	0.18%	-
11 Shri C. S. Nopany	1,209	0.01%	-	1209	0.01%	-
12 Uttam Commercial Ltd.	600	0.01%	-	600	0.01%	-
Total	67,59,369	63.79%	0.00%	6759369	63.79%	0.00%

Particulars	(Amount in Rs. Lakhs)	
	As at 31 March, 2025	As at 31 March, 2024
Note 21 : Other equity		
(i) Securities Premium		
Balance as per last financial statements	2,817.31	2,817.31
(ii) Reserve fund in terms of section 45-IC(1) of the Reserve Bank of India Act, 1934		
Balance as per last financial statements	7,931.00	7,453.00
Add : Transfer from retained earnings	530.00	478.00
Closing Balance	8,461.00	7,931.00
(iii) General Reserve		
Balance as per last financial statements	7,072.68	6,833.68
Add: Transfer from retained earnings	265.00	239.00
Closing Balance	7,337.68	7,072.68
(iv) Retained Earnings		
Restated opening balance	37,117.29	28,226.81
Add: Profit for the year	2,649.39	2,387.57
Add: Transfer of realised gain on sale of FVOCI equity instruments	2,397.66	7,484.81
	42,164.34	38,099.19
Less:		
Dividend paid	264.90	264.90
Transfer to Reserve fund in terms of section 45-IC(1) of the Reserve Bank of India Act, 1934	530.00	478.00
Transfer to General Reserve	265.00	239.00
	1,059.90	981.90
Closing Balance	41,104.44	37,117.29
(v) Other Comprehensive Income		
Balance as per last financial statements	1,20,046.13	91,172.61
Add: Gain/(Loss) on fair value of investment	80,209.84	36,358.06
Add: Gain/(Loss) on Remeasurement on defined benefit Plans	(0.78)	0.27
Less : Transfer of realised gain on sale of FVOCI equity instruments	(2,397.66)	(7,484.81)
Closing Balance	1,97,857.53	1,20,046.13
Total Reserves and Surplus (i to v)	2,57,577.96	1,74,984.41

21.01 Nature and purpose of reserve
(i) Security Premium

This Reserve represents the premium on issue of shares and can be utilized in accordance with the provisions of the Companies Act, 2013.

(ii) Reserve fund in terms of section 45-IC(1) of the Reserve Bank of India Act, 1934

Reserve fund represents the reserve created pursuant to the Reserve Bank of India Act, 1934 (the "RBI Act"). In terms of Section 45-IC of the RBI Act, a Non-Banking Finance Company is required to transfer an amount not less than 20 per cent of its net profit to a Reserve Fund before declaring any dividend. Appropriation from this Reserve Fund is permitted only for the purposes specified by RBI.

(iii) General reserve

It represents appropriation of profits by the board of directors. The said reserve is available for payment of dividend to shareholders as per the provisions of the Companies Act, 2013.

(iv) Retained Earnings

Retained earnings are profits earned by the Company after transfer to general reserve, Reserve fund in terms of section 45-IC(1) of the Reserve Bank of India Act, 1934 and payment of dividend to shareholders.

(v) Other Comprehensive Income

The Company has elected to recognise changes in the fair value of certain investments in equity securities in other comprehensive income. These changes are accumulated within the FVTOCI equity investments reserve within equity. The Company transfers amounts from this reserve to retained earnings when the relevant equity securities are derecognised.

(Amount in Rs. Lakhs)		
Particulars	For the year ended 31 March, 2025	For the year ended 31 March, 2024
Note 22 : Interest income		
On Financial Assets measured at Amortised Cost		
Interest on loan to subsidiaries and step-down subsidiaries	0.03	1.07
Interest on loan to bodies corporate	(0.00)	0.01
Interest income from investment	1,063.16	499.33
Interest on deposits with bank	292.69	210.19
	1,355.88	710.59
Note 23 : Dividend income		
Dividend income on investment	3,138.19	3,050.46
	3,138.19	3,050.46
Note 24 : Net gain on fair value changes		
On financial instruments measured at fair value through profit or loss	33.48	270.42
	33.48	270.42
Net Gain on fair value changes		
- Realised	200.16	149.42
- Unrealised	(166.68)	121.00
Note 25 : Other income		
Rental income	-	-
Excess provision/liabilities written back	-	-
Net Gain on Foreign Currency transactions and translation	-	0.15
Profit on sale of investment property	31.19	235.42
Interest From income tax / GST	26.24	-
Miscellaneous receipts	(1.58)	10.00
	55.85	245.57
Note 26 : Finance costs		
Other Borrowing Cost	-	-
Interest on Loan	-	43.38
	-	43.38
Note 27 : Employee Benefits Expense		
Salaries, allowances and bonus	240.29	172.13
Staff welfare expenses	0.02	3.68
	240.31	175.81
Note 28 : Depreciation and Amortization		
Depreciation on Property, Plant and equipment	224.35	139.15
Depreciation on Investment property	0.74	0.91
	225.09	140.06

(Amount in Rs. Lakhs)

Particulars	For the year ended 31 March, 2025	For the year ended 31 March, 2024
Note 29 : Other Expenses		
Rent	0.28	0.28
Insurance	8.93	4.20
Rates and taxes	17.16	8.58
Interest to income tax / GST	1.18	2.93
Repairs & Maintenance :-		
- Buildings	34.40	36.98
- Others	-	-
Travelling and Logging Bording expenses	114.33	159.45
Advertisement	9.54	6.89
Portfolio Management & Professional fees	377.31	349.44
Auditor's Remuneration		
Audit fee	11.61	10.03
Tax audit	1.18	1.18
Directors' Commission & Fees	5.87	5.37
Corporate social responsibility expenses (Refer Note 26.01)	9.00	10.00
Foreign Currency Transaction and Transalation loss	0.30	-
Provision for Contingent Assets	(0.08)	-
Miscellaneous expenses	102.04	133.61
	693.05	728.94

*Audit Fees is inclusive of GST

Details of corporate social responsibility expenses

As per Section 135 of Companies Act, 2013 (the Act), a Company needs to spend at least 2% of its average net profit for the immediately preceding three financial years on Corporate Social Responsibility (CSR) activities. A CSR Committee has been formed by the Company as per the Act. The CSR Committee and Board had approved the projects with specific outlay on the activities as specified in Schedule VII of the Act, in pursuant of the CSR policy.

Particulars	FY 2024-25	FY 2023-24
(i) amount required to be spent by the Company during the year,	8.03	9.89
(ii) amount of expenditure incurred,	9.00	10.00
(iii) shortfall at the end of the year,	-	-
(iv) total of previous years shortfall,	-	-
(v) reason for shortfall,	-	-
(vi) details of related party transactions, e.g., contribution to a trust controlled by the Company in relation to CSR expenditure as per relevant Accounting Standard,	-	-
(vii) where a provision is made with respect to a liability incurred by entering into a contractual obligation, the movements in the provision during the year shall be shown separately.	-	-

The Company makes its CSR contribution towards promoting education and others

(Amount in Rs. Lakhs)

Particulars	For the year ended 31 March, 2025	For the year ended 31 March, 2024
Note 30 : Current tax		
Current Tax for the year	758.11	660.00
Current Tax adjustments for earlier year (Net)	(22.08)	26.98
	736.03	686.98

30.01 : Components of Income Tax Expense**(i) Amounts recognised in the Statement of Profit and Loss**

Current tax for the year	736.03	686.98
Deferred tax	39.53	114.30
Income Tax expense for the year	775.56	801.28

30.02 : Reconciliation of Effective Tax

Profit for the year	3,424.95	3,188.85
Company's domestic tax rate	29.12%	29.12%
Tax using the Company's domestic tax rate	997.34	928.59
Tax effect of / on:		
Incomes which are exempt from tax	-	(8.44)
Current tax adjustment for earlier Year (Net)	(22.08)	26.98
Net expenses that are not deductible in determining taxable profit	28.58	(134.93)
Adjustment Related to Previous Year	-	-
MAT Credit entitlement recognised in current year	(228.28)	(11.00)
	775.56	801.20
Effective tax rate	22.64%	25.13%

30.03 Deferred tax assets have not been recognised in respect of Minimum Alternate Tax aggregating to Rs. 2,308 Lakhs (Previous year: Rs. 2,536 Lakhs) as there is no convincing evidence that sufficient taxable profits will be available in the future against which such the deferred tax assets can be realised in the normal course of business of the Company.

Particulars	Year of expiry	Amount	Amount
Minimum Alternate Tax	FY 2032-2033	2,307.72	2,536.00
		2,307.72	2,536.00

Particulars	For the year ended 31 March, 2025	For the year ended 31 March, 2024
-------------	--------------------------------------	--------------------------------------

Note 31 : Earning Per Share (EPS):

Net Profit for the year	2,649.39	2,387.57
Face value per share (Rs.)	10.00	10.00
Equity shares outstanding at the beginning of the year	1,05,95,860	1,05,95,860
Equity shares allotted during the year	-	-
Equity shares outstanding at the end of the year	1,05,95,860	1,05,95,860
Weighted Avg. No. of Equity Shares	1,05,95,860	1,05,95,860
Basic EPS (Rs.)	25.00	22.53
Diluted EPS (Rs.)	25.00	22.53

(Amount in Rs. Lakhs)
Note 32 : Contingent Liabilities and commitments:-

As at	As at
31 March, 2025	31 March, 2024

(a) Commitments :

Estimated amount of contracts remaining to be executed on capital account and not provided for (net of advances)	-	
--	---	--

(b) Contingent Liabilities

Income Tax matters in dispute or under appeal	-	73.53
---	---	-------

Note 33 : Segment Reporting

According to Ind AS 108, identification of operating segments is based on Chief Operating Decision Maker (CODM) approach for making decisions about allocating resources to the segment and assessing its performance. The business activity of the company falls within one business segment viz. "investment and lending activities". Hence, the disclosure requirement of Ind AS 108 of 'Segment Reporting' is not considered applicable.

Note 34 : Loans and Advances pursuant to Regulation 34(3) and 53(f) of SEBI (Listing Obligations and Disclosure Requirements) Regulations, 2015:-

S. No.	Particulars	Outstanding as at 31 March, 2025	Maximum Amount Outstanding during the year ended 31 March, 2025	Outstanding as at 31 March, 2024	Maximum Amount Outstanding during the year ended 31 March, 2024
I.	Loan to subsidiaries and step down subsidiaries				
(a)	SIL International PTE Ltd., Singapore	-	-	14.83	14.83

Note 35 : Remittance in foreign currency on account of dividends

Particulars	For the year ended 31 March, 2025	For the year ended 31 March, 2024
Amount of dividend related to 2023-24 (previous year 2022-23) remitted in foreign exchange (Rs.)#	-	-
Number of non-resident shareholders	123	93
Number of shares held by such non-resident shareholders	48,359	68,687

Deposited in Indian rupees in the bank accounts maintained by the shareholders in India.

Note 36 : Events after the Balance Sheet Date

The Board of Directors has recommended dividend of Rs. 2.50 (Previous Year of Rs. 2.50) per equity shares aggregating Rs. 2.50 Lakhs (Previous Year of Rs. 264.90 Lakhs) for the financial year ended March 31, 2025 and same is subject to the approval of shareholders at the ensuing Annual General Meeting.

Note 37 : Details of dues to Micro, Small and Medium Enterprises as per MSMED Act, 2006

Based on the information received by the Company from "suppliers" regarding their status under the Micro, Small and Medium Enterprises Development Act, 2006 ("MSMED Act 2006"), there are no suppliers covered under this Act hence, disclosures as required under MSMED Act 2006 has not been given.

Note 38 : Employee Benefits:-**(a) Defined benefit plans****(I) Retiring gratuity (Unfunded)****(i) The following table sets out the amounts recognised in the standalone financial statements in respect of retiring gratuity plan:-**

	(Amount in Rs. Lakhs)	
Change in defined benefit obligations:-	For the year ended 31 March, 2025	For the year ended 31 March, 2024
Obligation at the beginning of the year	27.36	24.55
Past Service cost	-	-
Current service cost	2.16	1.27
Interest costs	1.98	1.82
Remeasurement loss / (gain)	0.78	(0.27)
Liability assumed	-	-
Benefits paid	(5.42)	-
Obligation at the end of the year	26.86	27.36
Change in plan assets:		
Fair value of plan assets at the beginning of the year	-	-
Interest income	-	-
Remeasurement gain excluding amount included within employee benefit expense	-	-
Employers' contribution	-	-
Benefits paid	-	-
Assets acquired	-	-
Fair value of plan assets at the end of the year	-	-
Amounts recognised in the balance sheet consist of:-		
Fair value of plan assets	-	-
Present value of obligation	26.86	27.36
	26.86	27.36
Expense recognised in the statement of profit and loss consists of:-		
Employee benefits expense:-		
Total service cost	2.16	1.27
Net interest expense	1.98	1.82
	4.14	3.09
Amount recognised in other comprehensive income:-		
Return on plan assets excluding amount included in employee benefits expense	-	-
Actuarial loss / (gain) arising from changes in financial assumption	0.77	0.28
Actuarial loss /(gain) arising from changes in experience adjustments	0.44	(0.55)
	1.21	(0.27)
(ii) Key assumptions used in the measurement of retiring gratuity is as below:		
Discount rate (per annum)	6.93%	7.23%
Rate of escalation in salary (per annum)	6.00%	6.00%

(iii) The table below outlines the effect on retiring gratuity obligation in the event of a decrease/increase of 0.50% in the assumptions used.

SIL INVESTMENTS LIMITED

As at March 31, 2025

Assumption	Change in assumption	Impact on obligation	
		Increase	Decrease
Discount rate	Increase by 0.50%, decrease by 0.50%	(0.59)	0.64
Salary rate	Increase by 0.50%, decrease by 0.50%	0.14	(0.14)

As at March 31, 2024

Assumption	Change in assumption	Impact on obligation	
		Increase	Decrease
Discount rate	Increase by 0.50%, decrease by 0.50%	(0.80)	0.86
Salary rate	Increase by 0.50%, decrease by 0.50%	0.33	(0.32)

The above sensitivities may not be representative of the actual change as it is unlikely that the change in assumptions would occur in isolation of one another as some of the assumptions may be correlated.

(iv) Projected Plan Cash Flow :

The table below shows the expected cash flow profile of the benefits to be paid to the current membership of the plan based on past service of the employees as at the valuation date :

(Amount in Rs. Lakhs)

Maturity Profile	Year ended 31.03.2025	Year ended 31.03.2024
Expected benefits for 0 to 1 Year	18.98	0.58
Expected benefits for 1 to 2 Year	0.13	17.32
Expected benefits for 2 to 3 Year	0.14	0.17
Expected benefits for 3 to 4 Year	0.14	0.17
Expected benefits for 4 to 5 Year	0.16	0.17
Expected benefits for 5 to 6 Year	0.16	0.17
Expected benefits for 6 Year and above	7.17	8.79

(b) (i) Other Long Term Benefits

Other Long Term Benefits include compensated absences. The liability towards other long term benefits is determined by independent actuary at every balance sheet date. Amounts recognised in the balance sheet consist of:

(Amount in Rs. Lakhs)

Particulars	Year ended 31.03.2025	Year ended 31.03.2024
	Leave Encashment	Leave Encashment
Change in defined benefit obligation:		
Obligation at the beginning of the year	52.04	28.64
Past Service cost		
Current Service Cost	6.11	4.31
Interest Cost	3.76	2.12
Remeasurement (Gain)/ Loss	1.65	19.44
Benefits paid	(14.04)	(2.47)
Obligation at the end of the year	49.52	52.04

	Year ended 31.03.2025 Leave Encashment	Year ended 31.03.2024 Leave Encashment
Expense recognised in the statement of profit and loss consists of:-		
Employee benefits expense:-		
Total service cost	6.11	4.31
Net interest expense	3.76	2.12
Remeasurement (Gain)/ Loss	1.65	19.44
	11.52	25.87
Amount recognised in other comprehensive income:-		
Actuarial gain arising from changes in financial assumption	-	-
Actuarial loss / (gain) arising from changes in experience adjustments	-	-
	-	-

(ii) Key assumptions used in the measurement of compensated absences is as below:

Discount Rate (per annum)	6.93%	7.23%
Salary increase rate (per annum)	6.00%	6.00%

The table below outlines the effect on compensated absences in the event of a decrease/increase of 0.50% in the assumptions used.

As at March 31, 2025

Assumption	Change in assumption	Impact on obligation	
		Increase	Decrease
Discount rate	Increase by 0.50%, decrease by 0.50%	(0.72)	0.76
Salary rate	Increase by 0.50%, decrease by 0.50%	0.77	(0.73)

As at March 31, 2024

Assumption	Change in assumption	Impact on obligation	
		Increase	Decrease
Discount rate	Increase by 0.50%, decrease by 0.50%	(0.97)	1.02
Salary rate	Increase by 0.50%, decrease by 0.50%	1.02	0.98

The above sensitivities may not be representative of the actual change as it is unlikely that the change in assumptions would occur in isolation of one another as some of the assumptions may be correlated.

Projected Plan Cash Flow :

The table below shows the expected cash flow profile of the benefits to be paid to the current membership of the plan based on past service of the employees as at the valuation date :

	(Amount in Rs. Lakhs)	
Maturity Profile	Year ended 31.03.2025	Year ended 31.03.2024
Expected benefits for 0 to 1 Year	41.14	1.97
Expected benefits for 1 to 2 Year	0.17	42.27
Expected benefits for 2 to 3 Year	0.17	0.15
Expected benefits for 3 to 4 Year	0.16	0.15
Expected benefits for 4 to 5 Year	0.16	0.14
Expected benefits for 5 to 6 Year	0.16	0.14
Expected benefits for 6 Year and above	7.56	7.23

SIL INVESTMENTS LIMITED

Note 39 : Related parties as identified by the Company

A. Related parties and their relationships

I Subsidiaries & Step down Subsidiaries

SCM Investment & Trading Co. Ltd. (Subsidiary)

RTM Investment & Trading Co. Ltd. (Subsidiary)

SIL Properties Ltd. (Step-down Subsidiary)

RTM Properties Ltd. (Step-down Subsidiary)

SIL International PTE. Ltd (Subsidiary)

II Key Management Personnel and their relatives

Mrs. Shalini Nopany

Managing Director

Mr. C.S. Nopany

Chairman and relative of Managing Director

Mr. Brij Mohan Agarwal

Director-In-Charge

Mr. Sanjay Goenka

Independent Director (till 22.08.2024)

Mr. Sanjay Kumar Maheswary

Independent Director (w.e.f. 24.06.2024)

Mr. Abhrajit Dutta

Independent Director

Mr. Shrikant Mantri

Independent Director

Mr. Lokesh Gandhi ^

Company Secretary

Mr. Vikas Baheti ^

Chief Financial Officer (till 31.08.2024)

Mr. Manoj Kumar Jain ^

Chief Financial Officer (w.e.f. 01.09.2024)

^ under the Companies Act, 2013

B. Transactions with related parties

(Amount in Rs. Lakhs)

Transactions	Subsidiaries & Step down Subsidiaries		Key Management Personnel and their relatives	
	For the year ended 31 March, 2025	For the year ended 31 March, 2024	For the year ended 31 March, 2025	For the year ended 31 March, 2024
Investment in Equity shares/Ordinary shares				
SIL International PTE Ltd., Singapore	3,478.64	845.69		
Interest income				
SIL International PTE Ltd., Singapore	0.03	1.08		
Remuneration and other perquisites :-				
Remuneration				
Mrs. Shalini Nopany	-	-	143.98	92.85
Mr. Manoj Kumar Jain	-	-	43.17	-
Mr. Vikas Baheti	-	-	11.50	24.97
Mr. Lokesh Gandhi	-	-	32.19	28.37
			230.83	146.19
Commission				
Mr. C.S. Nopany	-	-	0.50	0.50
Mr. Brij Mohan Agarwal	-	-	0.50	0.50
Mr. Sanjay Kumar Maheswary	-	-	0.38	-
Mr. Sanjay Goenka	-	-	0.20	0.50
Mr. Abhrajit Dutta	-	-	0.50	0.50
Mr. Shrikant Mantri	-	-	0.50	0.50
			2.58	2.50

Transactions	(Amount in Rs. Lakhs)			
	Subsidiaries & Step down Subsidiaries		Key Management Personnel and their relatives	
	For the year ended 31 March, 2025	For the year ended 31 March, 2024	For the year ended 31 March, 2025	For the year ended 31 March, 2024
Sitting fees				
Mr. C.S. Nopany	-	-	0.33	0.38
Mr. Sanjay Goenka	-	-	0.35	0.60
Mr. Sanjay Kumar Maheswary	-	-	0.33	-
Mr. Abhrajit Dutta	-	-	0.78	0.48
Mr. Shrikant Mantri			0.78	0.58
			2.55	2.03

* Commission is approved by the Board of Directors within the limit as approved by the shareholders of the Company and will be paid post adoption of annual accounts by the shareholders.

C. Outstanding Balances

Particulars	(Amount in Rs. Lakhs)			
	Subsidiaries & Step down Subsidiaries		Key Management Personnel and their relatives	
	As at March 31, 2025	As at March 31, 2024	As at March 31, 2025	As at March 31, 2024
Incorporate Loan receivable				
SIL International PTE Ltd., Singapore		14.83		
Other Receivables				
SIL International PTE Ltd., Singapore				
Interest receivable on Intercorporate Loan				
SIL International PTE Ltd., Singapore		1.07		
Remuneration and other perquisites :-				
Details of remuneration paid to Company's KMPs				
Other long term benefit			76.40	79.40

39.01 The above information has been identified on the basis of information available with the Company and relied upon by the Auditors.

Note 40 : Financial Instruments

- (A) The Company maintains policies and procedures to value financial assets or financial liabilities using the best and most relevant data available. The fair values of the financial assets and liabilities are included at the amount that would be received to sell an asset or paid to transfer a liability in an orderly transaction between market participants at the measurement date.

Particulars	(Amount in Rs. Lakhs)			
	As at 31 March, 2025		As at 31 March, 2024	
	Carrying Value	Fair Value	Carrying Value	Fair Value
Financial Assets				
(i) At fair value through profit loss				
Investments In Mutual Fund	232.57	232.57	3,663.30	3,663.30
Investments In Debt Security	-	-	-	-
Investments In Alternate Investment Fund Class 2	546.34	546.34		
Investments In Alternate Investment Fund Class 3	4,208.40	4,208.40		
(ii) At fair value through other Comprehensive Income				
Investments In Equity share	2,42,099.68	2,42,099.68	1,48,256.81	1,48,256.81
Investments In Alternate Investment Fund	-	-	-	-

SIL INVESTMENTS LIMITED

Particulars	As at 31 March, 2025		As at 31 March, 2024	
	Carrying Value	Fair Value	Carrying Value	Fair Value
(iii) At amortized cost				
Financial Assets				
Cash and cash equivalents	1,007.11	1,007.11	729.80	729.80
Bank balance other than cash and cash equivalents	2,660.06	2,660.06	4,220.34	4,220.34
Other receivables	12.28	12.28	23.61	23.61
Loans	-	-	14.83	14.83
Investments	13,020.05	13,020.05	13,114.85	13,114.85
Other financial assets	76.06	76.06	32.06	32.06
Total Financial Assets	2,63,862.56	2,63,862.56	1,70,055.61	1,70,055.61
Financial Liabilities				
(i) At amortized cost				
Trade Payable				
Other financial liabilities	58.42	58.42	147.31	147.31
Total Financial Liabilities	58.42	58.42	147.31	147.31

The following Method and assumption were used to estimate the fair values

- Fair value of cash and bank, loans, other receivables, other financial assets and other financial liabilities approximate their carrying amounts largely due to the short-term maturities of these instruments.
- Fair value of investment in subsidiaries are measured at cost hence not disclose in above table

(B) Fair value hierarchy

The fair value of financial instruments as referred (A) above has been classified into three categories depending on the inputs used in the valuation technique. The hierarchy gives the highest priority to quoted prices in active markets for identical assets or liabilities [Level 1 measurements] and lowest priority to unobservable inputs [Level 3 measurements].

The categories used are as follows:-

Level 1: Quoted prices / net assets value for identical instruments in an active market;

Level 2: Directly (i.e. as prices) or indirectly (i.e. derived from prices) observable market inputs, other than Level 1 inputs; and

Level 3: Inputs which are not based on observable market data

The following table presents the fair value measurement hierarchy of financial assets and liabilities, which have been measured subsequent to initial recognition at fair value as at 31st March 2025 and 31st March 2024.

	As at 31 March, 2025			As at 31 March, 2024		
	Level 1	Level 2	Level 3	Level 1	Level 2	Level 3
Investments						
- Debt oriented mutual fund	232.57	-	-	3,663.30	-	-
Alternate Investment Fund Class 2	546.34	-	-	-	-	-
Alternate Investment Fund Class 3	4,208.40	-	-	-	-	-
- Quoted equity shares	2,32,344.84	-	-	1,41,000.31	-	-
- Unquoted equity shares	-	-	9,754.84	-	-	7,256.50
- Preference Shares	-	-	-	-	-	-
- Equity oriented mutual fund	-	-	-	-	-	-
	2,37,332.15	-	9,754.84	1,44,663.62	-	7,256.50

During the year ended 31st March 2025 and 31st March 2024, there were no transfers between Level 1, Level 2 and Level 3 fair value measurements, and no transfer into and out of Level 3 fair value measurements.

Valuation technique used to determine fair value

- i) The fair value of investments in quoted equity shares and mutual funds are based on the current bid price of respective investment as at the balance sheet date.
- ii) In case of unquoted equity shares, the Company has used valuation report of external valuer. Valuation was derived using discounted cash flow method which was based on present value of the expected future economic benefit.

Note 41 : Financial Risk Management objectives and policies

The Company's primary focus is to foresee the unpredictability of financial markets and seek to minimize potential adverse effects on its financial performance. The financial risks are managed in accordance with the Company's risk management policy which has been approved by its Board of Directors. The Company's Board of Directors has overall responsibility for managing the risk profile of the Company. The purpose of risk management is to identify potential problems before they occur, so that risk-handling activities may be planned and invoked as needed to manage adverse impacts on achieving objectives.

The Risk Management Committee of the Company reviews the development and implementation of the risk management policy of the Company on periodic basis. The Risk Management Committee provides guidance on the risk management activities, review the results of the risk management process and reports to the Board of Directors on the status of the risk management initiatives. The Company has exposure to the following risks arising from financial Instruments:

41.01 Credit risk

Credit risk is the risk of financial loss to the Company if a customer or counterparty to a financial instrument fails to meet its contractual obligations and arises principally from the Company's other receivables, cash and cash equivalents, and financial assets measured at amortised cost. Exposure to credit risk is mitigated through regular monitoring of collections, counterparty's creditworthiness and diversification in exposure.

(i) Exposure to credit risk

The carrying amount of financial assets represents maximum amount of credit exposure. The maximum exposure to credit risk is as per the table below, it being total of carrying amount of cash and cash equivalent, trade and other receivables and financial assets measured at amortised cost.

Particulars	(Amount in Rs. Lakhs)	
	As at 31 March 2025	As at 31 March 2024
Maximum exposure to credit risk	16,775.57	18,135.49

(ii) Expected Credit Loss (ECL) on financial Assets

The Company continuously monitors all financial assets subject to ECLs. In order to determine whether an instrument is subject to 12 month ECL (12m ECL) or life time ECL (LTECL), the Company assesses whether there has been a significant increase in credit risk or the asset has become credit impaired since initial recognition. The Company applies following quantitative and qualitative criteria to assess whether there is significant increase in credit risk or the asset has been credit impaired:

- Historical trend of collection from counterparty
- Company's contractual rights with respect to recovery of dues from counterparty
- Credit rating of counterparty and any relevant information available in public domain

ECL is a probability weighted estimate of credit losses. It is measured as the present value of cash shortfalls (i.e. the difference between the cash flows due to the Company in accordance with contract and the cash flows that the Company expects to receive). The Company has three types of financial assets that are subject to the expected credit loss:

- Cash and cash equivalent
- Other receivables
- Investment in debt securities measured at amortised cost

The Company does not have any exposure to loan given hence provision as per Expected credit loss is not required.

(iii) Other Receivables

Exposures of receivables are reviewed at the end of each reporting period by the Company to determine expected credit losses. Historical trends of collection from counterparties on timely basis reflects low level of credit risk. As the Company has a contractual right to such receivables as well as the control over such funds due from customers, the Company does not estimate any credit risk in relation to such receivables.

(iv) Cash and Cash Equivalents

The Company holds cash and cash equivalents and other bank balances as per note 2 and 3. The credit worthiness of such bank is evaluated by the management on an ongoing basis and is considered to be high.

(v) Investment in Debt Securities

The Company has made investments in debt securities. funds are invested after taking into account parameters like safety, liquidity and post tax returns etc. The Company avoids concentration of credit risk by spreading them over several counterparties with good credit rating profile and sound financial position. The Company's exposure and credit ratings of its counterparties are monitored on an ongoing basis.

41.02 Liquidity Risk

Liquidity risk is defined as the risk that the Company will encounter difficulty in meeting obligations associated with financial liabilities that are settled by delivering cash or another financial asset. Liquidity risk arises because of the possibility that the Company might be unable to meet its payment obligations when they fall due as a result of mismatches in the timing of the cash flows under both normal and stress circumstances. Such scenarios could occur when funding needed for illiquid asset positions is not available to the Company on acceptable terms. To limit this risk, management has adopted a policy of managing assets with liquidity in mind and monitoring future cash flows and liquidity on a regular basis. The Company has developed internal control processes for managing liquidity risk.

The Company maintains a portfolio of highly marketable and diverse assets that are assumed to be easily liquidated in the event of an unforeseen interruption in cash flow. The Company assesses the liquidity position under a variety of scenarios, giving due consideration to stress factors relating to both the market in general and specifically to the Company.

Exposure to Liquidity Risk

The table below analyses the Company's financial liabilities into relevant maturity pattern based on their contractual maturities for all financial liabilities.

(Amount in Rs. Lakhs)				
As at 31 March, 2025	Upto 12 months	1-5 years	More than 5 year	Total
Borrowing(other Then Debt securities)	-	-	-	-
Trade Payables	-	-	-	-
Other Financial liabilities	58.42	-	-	58.42
As at 31 March, 2024	Upto 12 months	1-5 years	More than 5 year	Total
Borrowing(other Then Debt securities)	-	-	-	-
Trade Payables	-	-	-	-
Other Financial liabilities	147.31	-	-	147.31

41.03 Market Risk

Market risk is the risk of loss of future earnings, fair values or future cash flows related to financial instrument that may result from adverse changes in market rates and prices (such as interest rates, other prices). The Company is exposed to market risk primarily related to interest rate risk and price risk.

(i) Interest Rate Risk

The Company's investments are primarily in fixed rate interest / dividend bearing instruments. Accordingly, the exposure to interest rate risk is also insignificant.

(ii) Price Risk

Price risk is the risk that the value of the financial instrument will fluctuate as a result of changes in market prices and related market variables including interest rate change whether caused by factors specific to an individual investment, its issuer or the market. The Company's exposure to price risk arises from investments in equity securities and debts securities are as follows:

Particulars	(Amount in Rs. Lakhs)	
	As at 31 March, 2025	As at 31 March 2024
Maximum exposure to price risk	2,60,107.04	1,65,034.96

The Company exposure to equity securities risk arises from investment held by the Company and classified in the Balance sheet as fair value through OCI/valued at cost. The Company Exposure to securities price risk arises from investments held in mutual fund, debt securities and classified in the balance sheet at fair value through profit or loss. NAV of these investments are available from mutual fund houses. to manage its price risk arising from such investments, the Company diversified its portfolio.

Sensitivity Analysis

The table below sets out the effect on profit or loss and equity due to reasonable possible weakening / strengthening

Particulars	(Amount in Rs. Lakhs)	
	As at 31 March, 2025	As at 31 March 2024
Effect on profit and loss		
5% increase in the prices	900.37	838.91
5% decrease in the prices	(900.37)	(838.91)
Effect on other comprehensive income		
5% increase in the prices	12,104.98	7,412.84
5% decrease in the prices	(12,104.98)	(7,412.84)

41.04 Foreign Currency Risk

Foreign currency risk is the risk that the fair value or future cash flows of an exposure will fluctuate because of changes in foreign exchange rates. Company has long term investment, loans given and other receivables in/from foreign wholly owned subsidiary company. Therefore, Company's exposure to foreign currency risk is limited.

Note 42 : Capital Management

The Company is registered as a Systemically Important - Non- Deposit Taking - Non-Banking Financial (NBFC-ND-SI) with Reserve Bank of India (RBI). Equity share capital and other equity are considered for the purpose of Company's capital management. The Company manages its capital in a manner which enables it to safeguard its ability to continue as a going concern and to optimise returns to the Shareholders. The capital structure of the Company is based on management's judgement of its strategic and day-to-day needs with a focus on total equity so as to maintain investor, creditors and market confidence. The funding requirements are met through operating cash flows and other equity. The management monitors the return on capital and the board of directors monitors the level of dividends paid to shareholders of the Company. The Company may take appropriate steps in order to maintain, or if necessary adjust, its capital structure.

Note 43 : Following are the additional disclosures required as per Schedule III to the Companies Act, 2013 vide Notification dated March 24, 2021;**(a) Details of Benami Property held:**

There are no proceedings which have been initiated or pending against the Company for holding any benami property under the Benami Transactions (Prohibition) Act, 1988 and rules made thereunder.

(b) Wilful Defaulter:

The Company has not been declared as Wilful Defaulter by any Bank or Financial Institution or other Lender.

(c) Relationship with Struck off Companies :

During the year, the Company does not have any transactions with the companies struck off under section 248 of Companies Act, 2013 or section 560 of Companies Act, 1956.

(d) Compliance with number of layers of companies:

The Company has complied with the number of layers prescribed under clause (87) of section 2 of the Act read with Companies (Restriction on number of Layers) Rules, 2017.

(e) Utilisation of Borrowed funds and share premium:

During the financial year ended 31st March 2025, other than the transactions undertaken in the normal course of business and in accordance with extant regulatory guidelines as applicable.

- (i) No funds (which are material either individually or in the aggregate) have been advanced or loaned or invested (either from borrowed funds or share premium or any other sources or kind of funds) by the Company to or in any other person or entity, including foreign entity ("Intermediaries"), with the understanding, whether recorded in writing or otherwise, that the Intermediary shall, whether, directly or indirectly lend or invest in other persons or entities identified in any manner whatsoever by or on behalf of the Company ("Ultimate Beneficiaries") or provide any guarantee, security or the like on behalf of the Ultimate Beneficiaries.
- (ii) No funds (which are material either individually or in the aggregate) have been received by the Company from any person or entity, including foreign entity ("Funding Parties"), with the understanding, whether recorded in writing or otherwise, that the Company shall, whether, directly or indirectly, lend or invest in other persons or entities identified in any manner whatsoever by or on behalf of the Funding Party ("Ultimate Beneficiaries") or provide any guarantee, security or the like on behalf of the Ultimate Beneficiaries.

(f) Undisclosed Income:

The Company does not have any transactions not recorded in the books of accounts that has been surrendered or disclosed as income during the year in the tax assessments under the Income Tax Act, 1961 (such as, search or survey or any other relevant provisions of the Income Tax Act, 1961). Also, there are nil previously unrecorded income and related assets.

(g) Details of Crypto Currency or Virtual Currency:

The Company has not traded or invested in Crypto currency or Virtual Currency during the financial year.

(h) Capital work in progress (CWIP) and Intangible asset:

The Company does not have any Intangible asset and CWIP under development.

- (i) The Company has not revalued its Property, Plant and Equipment during the year as well as in previous year

Note 44 : Significant accounting judgements, estimates and assumptions

The preparation of the Company's financial statements requires management to make judgements, estimates and assumptions that affect the reported amounts of revenues, expenses, assets and liabilities, and the accompanying disclosures, and the disclosure of contingent liabilities. Uncertainty about these assumptions and estimates could result in outcomes that require a material adjustment to the carrying amount of assets or liabilities affected in future periods.

JUDGEMENTS

In the process of applying the Company's accounting policies, management has made the following judgements, which have the most significant effect on the amounts recognised in the financial statements.

Contingencies

Contingent liabilities may arise from the ordinary course of business in relation to claims against the Company, including legal, contractual, land access and other claims. By their nature, contingencies will be resolved only when one or more uncertain future events occur or fail to occur. The assessment of the existence and potential quantum of contingencies inherently involves the exercise of significant judgement and the use of estimates regarding the outcome of future events.

ESTIMATES AND ASSUMPTIONS

The key assumptions concerning the future and other key sources of estimating the uncertainty at the reporting date, that have a significant risk of causing a material adjustment to the carrying amounts of assets and liabilities within the next financial year, are described below. Existing circumstances and assumptions about future developments, however, may change due to market changes or circumstances arising that are beyond the control of the Company. Such changes are reflected in the assumptions when they occur.

Impairment of non-financial asset

Impairment exists when the carrying value of an asset exceeds its recoverable amount, which is the higher of its fair value less costs of disposal and its value in use. In such cases, the fair value less costs of disposal calculation is based on available data, conducted at arm's length, for similar assets or observable market prices less incremental costs for disposing of the asset.

Taxes

Deferred tax assets are recognised for unused tax losses to the extent that it is probable that taxable profit will be available against which the losses can be utilised. Significant management judgement is required to determine the amount of deferred tax assets that can be recognised, based upon the likely timing and the level of future taxable profits together with future tax planning strategies.

Fair value measurement of financial instruments

When the fair values of financial assets and financial liabilities recorded in the balance sheet cannot be measured based on quoted prices in active markets, their fair value is measured using valuation techniques. The inputs to these models are taken from observable markets where possible, but where this is not feasible, a degree of judgement is required in establishing fair values. Judgements include considerations of inputs such as liquidity risk, credit risk and volatility. Changes in assumptions about these factors could affect the reported fair value of financial instruments. See Note No. 40 and 41 for further disclosures.

Note 45 : Maturity Analysis of Assets and Liabilities

The table below shows an analysis of assets and liabilities analysed according to when they are expected to be recovered or settled.

Particulars	(Amount in Rs. Lakhs)					
	As at 31 March, 2025			As at 31 March, 2024		
	Within 12 months	After 12 months	Total	Within 12 months	After 12 months	Total
ASSETS						
Financial Assets						
Cash and cash equivalents	1,007.11	-	1,007.11	729.80	-	729.80
Bank balance other than (a) above	2,660.06	-	2,660.06	4,220.34	-	4,220.34
Receivables					-	
(i) Other Receivables	12.28	-	12.28	23.61	-	23.61
Loans	-	-	-	14.83	-	14.83
Investments	16,067.94	2,54,336.45	2,70,404.39	16,121.11	1,55,732.57	1,71,853.68
Other financial assets	76.06	-	76.06	32.06	-	32.06
Total Financial Assets	19,823.45	2,54,336.45	2,74,159.90	21,141.76	1,55,732.57	1,76,874.32

SIL INVESTMENTS LIMITED

(Amount in Rs. Lakhs)

Particulars	As at 31 March, 2025			As at 31 March, 2024		
	Within 12 months	After 12 months	Total	Within 12 months	After 12 months	Total
Non-Financial Assets						
Current tax asset	-	5.41	5.41	-	28.90	28.90
Investment properties	-	25.84	25.84	-	32.44	32.44
Property, plant and equipment	-	9,553.84	9,553.84	-	9,744.18	9,744.18
Capital work in progress	-	-	-	-	-	-
Other non-financial assets	14.56	-	14.56	18.45	-	18.45
Total Non-Financial Assets	14.56	9,585.09	9,599.65	18.45	9,805.53	9,823.98
Total Assets	19,838.01	2,63,921.53	2,83,759.54	21,160.21	1,65,538.09	1,86,698.29
LIABILITIES AND EQUITY						
LIABILITIES						
Financial Liabilities						
Borrowing(other Than Debt securities)	-	-	-	-	-	-
Trade Payable	-	-	-	-	-	-
Other financial liabilities	58.42	-	58.42	146.58	0.73	147.31
Total Financial Liabilities	58.42	-	58.42	146.58	0.73	147.31
Non-Financial Liabilities						
Current tax liabilities (Net)	-	-	-	35.67	-	35.67
Provisions	76.39	-	76.39	79.49	-	79.49
Deferred tax liabilities (Net)	-	24,964.81	24,964.81	-	10,380.69	10,380.69
Other non-financial liabilities	21.31	-	21.31	10.07	-	10.07
Total Non-Financial Liabilities	97.71	24,964.81	25,062.51	125.23	10,380.69	10,505.92
Net Assets	19,681.89	2,38,956.72	2,58,638.61	20,888.40	1,55,156.67	1,76,045.06

Note 46 : The figure of the previous year have been regrouped/ rearranged, wherever considered necessary, to confirm current year Classification

The accompanying notes are an integral part of the financial statements.

As per our report of even date attached

For DMKH & Co.

Chartered Accountants
Firm Reg. No. 116886W

Manish Kankani

Partner
Membership No. 158020

C. S. Nopany

Chairman
(DIN : 00014587)

For and on behalf of Board of Directors

Shalini Nopany

Managing Director
(DIN : 00077299)

Brij Mohan Agarwal

Director-in-Charge
(DIN : 03101758)

Abhrajit Dutta

Director
(DIN : 0546556)

Manoj Kumar Jain

Chief Financial Officer
(PAN: ACUPJ7443E)

Lokesh Gandhi

Company Secretary &
Compliance Officer
(Membership No.: F9053)

Place: Mumbai
Date : 5th May 2025

Place: Kolkata
Date : 5th May 2025

SCHEDULE TO THE STANDALONE BALANCE SHEET OF NON-BANKING FINANCIAL COMPANY FOR THE YEAR ENDED 31ST MARCH 2025

A. The Disclosures as required by the NBFC Master Direction and Disclosures in Financial Statements - Notes to Accounts of NBFC as issued by RBI (Disclosures are made as per Ind AS Financial Statements except otherwise stated)

Particulars	(Amount in Rs. Lakhs)	
	Amount Outstanding	
	As at 31 March, 2025	As at 31 March, 2024
Liabilities Side		
1 Loans and Advances availed by the NBFC'S inclusive of interest accrued thereon but not paid		
(a) Debentures		
- Secured	-	-
- Unsecured	-	-
(other than falling within the meaning of public deposits)	-	-
(b) Deferred Credits	-	-
(c) Term Loans	-	-
(d) Inter-Corporate Loans and Borrowings (including interest accrued & due thereon)	-	-
(e) Commercial Paper	-	-
(f) Other Loans (specify nature)	-	-
Assets side		
2 Break-up of Loans and Advances including Bills receivables (other than those included in (3) below)		
(a) Secured	-	-
(b) Unsecured (including Interest accrued thereon)	-	19.20
3 Break-up of Leased Assets and Stock on Hire and other assets counting towards AFC activities		
(a) Lease Assets including lease rentals under sundry debtors:		
(i) Financial Lease	-	-
(ii) Operating Lease	-	-
(b) Stock on hire including hire charges under sundry debtors		
(i) Assets on Hire	-	-
(ii) Repossessed Assets	-	-
(c) Other Loans counting towards AFC activities		
(i) Loans where assets have been repossessed	-	-
(ii) Loans other than (i) above	-	-
4 Break-up of Investments:		
(a) Quoted:		
(i) Shares		
- Equity	2,32,344.84	1,41,000.31
- Preference	-	-

Particulars	(Amount in Rs. Lakhs)	
	Amount Outstanding	
	As at 31 March, 2025	As at 31 March, 2024
(ii) Debentures and Bonds	-	-
(iii) Units of Mutual Funds	-	-
(iv) Investment in AIF	4,208.41	-
(v) Government Securities	-	-
(vi) Others (please specify)	-	-
(b) Unquoted:		
(i) Shares		
- Equity	20,052.17	14,075.20
- Preference	-	-
(ii) Debentures and Bonds	13,020.06	13,114.85
(iii) Units of Mutual Funds	232.57	3,663.30
(iv) Investment in AIF	546.34	-
(v) Government Securities	-	-
(vi) Others (please specify)	-	-

5 Borrower group-wise classification of Assets financed as in (2) and (3) above

Category	(Amount in Rs. Lakhs)					
	Amount net of provisions					
	Secured		Unsecured		Total	
	As at 31 March, 2025	As at 31 March, 2024 [#]	As at 31 March, 2025	As at 31 March, 2024	As at 31 March, 2025	As at 31 March, 2024
1. Related parties						
(a) Subsidiaries and Step-down Subsidiaries	-	-	-	14.83	-	14.83
(a) Companies in the same group	-	-	-	4.37	-	4.37
2. Others	-	-	-	-	-	-
Total	-	-	-	19.20	-	19.20

6 Investor group-wise classification of all investments

Category	(Amount in Rs. Lakhs)			
	Market Value		Book Value (Net of impairment)	
	As at 31 March, 2025	As at 31 March, 2024	As at 31 March, 2025	As at 31 March, 2024
1. Related parties				
(a) Subsidiaries and Step-down Subsidiaries #	60,873.30	53,229.56	10,297.35	6,818.71
(b) Companies in the same group	2,29,478.50	1,35,022.93	2,29,478.50	1,35,022.93
2. Others	30,628.54	30,012.03	30,628.54	30,012.03
Total	3,20,980.34	2,18,264.51	2,70,404.39	1,71,853.67

market value of subsidiaries and step-down subsidiaries has been considered based on net assets value.

7 Asset liability management

Maturity pattern of certain items of assets and liabilities as at March 31, 2025

(Amount in Rs. Lakhs)

Particulars	Upto 30/31 days	Over 1 month upto 2 months	Over 2 months upto 3 months	Over 3 months and upto 6 months	Over 6 months and upto 1 year	Over 1 year and upto 3 years	Over 3 years and upto 5 years	Over 5 years	Total
Assets									
Advances @					-				-
Investments *					16,067.94	2,088.51	2,768.08	2,49,479.86	2,70,404.40
Liabilities									
Borrowings									-

Maturity pattern of certain items of assets and liabilities as at March 31, 2024

Particulars	Upto 30/31 days	Over 1 month upto 2 months	Over 2 months upto 3 months	Over 3 months and upto 6 months	Over 6 months and upto 1 year	Over 1 year and upto 3 years	Over 3 years and upto 5 years	Over 5 years	Total
Assets									
Advances @					19.20				19.20
Investments *					16,121.11	-	13,114.85	1,42,617.72	1,71,853.67
Liabilities									
Borrowings									-

@ includes interest accrued on loans & advances

* Maturity pattern for long term investments in equity shares cannot be identified, however, Company intend to keep it for long period.

8 Particulars

As at
31 March, 2025 As at
31 March, 2024

Movement of non-performing assets

Net NPA to net Advances (%)

Movement of non-performing assets (Gross)

(a) Opening balance	-	-
(b) Change during the year #	-	-
(c) Closing balance	-	-
Movement of net non-performing assets	-	-
(a) Opening balance	-	-
(b) Change during the year #	-	-
(c) Closing balance	-	-
Movement of provisions for non-performing assets (excluding provisions on standard assets)	-	-
(a) Opening balance	-	-
(b) Change during the year #	-	-
(c) Closing balance	-	-

Change during the year includes addition, write-offs and recoveries.

SIL INVESTMENTS LIMITED

9 Exposure

(a) Exposure to real estate sector

The company does not have any real estate exposure in the current and previous year.

(b) Exposure to capital market

Particulars	(Amount in Rs. Lakhs)	
	As at 31 March, 2025	As at 31 March, 2024
Direct investment in equity shares, convertible bonds, convertible debentures and units of equity-oriented mutual funds the corpus of which is not exclusively invested in corporate debt;\$	2,52,397.83	1,55,076.34
Advances against shares / bonds / debentures or other securities or on clean basis to individuals for investment in shares (including IPOs / ESOPs), convertible bonds, convertible debentures, and units of equity-oriented mutual funds;	-	-
Advances for any other purposes where shares or convertible bonds or convertible debentures or units of equity oriented mutual funds are taken as primary security;	-	-
Advances for any other purposes to the extent secured by the collateral security of shares or convertible bonds or convertible debentures or units of equity oriented mutual funds i.e. where the primary security other than shares / convertible bonds / convertible debentures / units of equity oriented mutual funds does not fully cover the advances;	-	-
Secured and unsecured advances to stockbrokers and guarantees issued on behalf of stockbrokers and market makers;	-	-
Loans sanctioned to corporates against the security of shares / bonds / debentures or other securities or on clean basis for meeting promoter's contribution to the equity of new companies in anticipation of raising resources;	-	-
Bridge loans to companies against expected equity flows / issues;	-	-
Underwriting commitments taken up by the NBFCs in respect of primary issue of shares or convertible bonds or convertible debentures or units of equity oriented mutual funds	-	-
Financing to stockbrokers for margin trading	-	-
All exposures to Alternative Investment Funds	-	-
(a) Category - I	-	-
(b) Category - II	546.34	-
(c) Category - III	4,208.41	-
All exposures to Venture Capital Funds (both registered and unregistered)	2,57,152.57	1,55,076.34
\$ including investment in equity shares of subsidiaries & step-down subsidiaries of Rs. 10297.35 lakhs (Previous year Rs. 6818.71 lakhs)		

(c) Details of Sectoral Exposures

The Company does not have any exposures (Including off balance sheet items), in the nature of loans as at 31st March 2025 and 31st March 2024

(d) Intra group Exposures

Particulars	(Amount in Rs. Lakhs)	
	As at 31 March, 2025	As at 31 March, 2024
i) Total amount of intra-group exposures	2,30,398.33	1,41,841.65
ii) Total amount of top 20 intra-group exposures	2,30,398.33	1,41,841.65
iii) Percentage of Intra group exposures to total exposure of the NBFC on Borrowers/customers	NA	NA

(e) Unhedged foreign currency exposure

The Company does not have any unhedged foreign currency exposures as at 31st March 2025 and 31st March 2024.

(f) Details of financing of parent company products

The Company does not have a parent company and accordingly no disclosure required.

(g) Details of single borrower limit (SGL) / group borrower limit (GBL) exceeded by the applicable NBFC

The Company does not exceed any limit related to SGL and GBL in the current and previous year.

(h) Unsecured advances

All advances given by the company are unsecured advances

(Amount in Rs. Lakhs)		
Particulars	As at 31 March, 2025	As at 31 March, 2024
SIL International PTE Ltd.	-	14.83

10 Provisions & Contingencies

Particulars	As at 31 March, 2025	As at 31 March, 2024
Other information		
Gross non-performing assets		
(a) Related parties	-	-
(b) Other than related parties	-	-
Net Non-performing Assets		
(a) Related parties	-	-
(b) Other than related parties	-	-
Assets acquired in satisfaction of debt	-	-

Particulars	As at 31 March, 2025	As at 31 March, 2024
Asset Classification		
(a) Standard Assets**	-	19.20
(b) Sub Standard Assets	-	-
(c) Doubtful	-	-
(d) Loss Assets	-	-

** Standard Assets includes accrued Interest Rs. Nil Lakhs (Previous Year Rs. 4.37 Lakhs)

12 Disclosure of customer complaints

The Company does not have any customer interface and thus there are no complaints received by the company from customers and from the offices of Ombudsman during the year ended 31st March 2025 and 31st March 2024.

13 Information on instances of fraud identified during the year^{\$\$}**Cash embezzlement and snatching**

No. of cases	-	-
Amount of fraud / Recovery / Amount provided for	-	-

Loans given against fictitious documents

No. of cases	-	-
Amount of fraud / Recovery / Amount provided for	-	-

\$\$ as identified by the management

14 Corporate Governance

Details of the Corporate Governance are disclosed in Annexure II of the Annual Report in compliance with the Listing Regulations, 2015.

15 Details of penalties and strictures

During the year, the Company was levied a fine of Rs. 84,960/- each by BSE Ltd. and National Stock Exchange of India Limited for non-compliance of Regulation 17(1)(A) with SEBI LODR Regulations. However, the Company has disputed and denied the findings mentioned by Stock Exchanges and paid the fines under protest.

Apart from the above, there were no penalties imposed by RBI or other financial sector regulators during the year.

16 Related Party Disclosure

(Rs. in Lakhs)

Particulars	Parent (as per ownership or control)		Subsidiaries		Associates/Joint ventures		Key Management Personnel®		Relatives of Key Management Personnel®		Others*		Total	
	Current year	Previous year	Current year	Previous year	Current year	Previous year	Current year	Previous year	Current year	Previous year	Current year	Previous year	Current year	Previous year
Borrowings	-	-	-	-	-	-	-	-	-	-	-	-	-	-
Deposits	-	-	-	-	-	-	-	-	-	-	-	-	-	-
Placement of deposits	-	-	-	-	-	-	-	-	-	-	-	-	-	-
Advances	-	-	-	-	-	-	-	-	-	-	-	-	-	-
Investments	-	3478.64	-	845.69	-	-	-	-	-	-	-	3,478.64	845.69	-
Purchase of fixed/other assets	-	-	-	-	-	-	-	-	-	-	-	-	-	-
Sale of fixed/other assets	-	-	-	-	-	-	-	-	-	-	-	-	-	-
Interest paid	-	-	-	-	-	-	-	-	-	-	-	-	-	-
Interest received / receivable	-	0.03	-	1.08	-	-	-	-	-	-	-	-	0.03	1.08
Others	-	-	-	-	-	-	-	-	-	-	-	-	-	-
Commission	-	-	-	-	-	-	2.58	2.50	-	-	-	-	2.58	2.50
Director Sitting Fees	-	-	-	-	-	-	2.55	2.03	-	-	-	-	2.55	2.03
Remuneration	-	-	-	-	-	-	230.83	146.19	-	-	-	-	230.83	146.19

Please refer to Note number 39 of Notes forming an integral part of the Standalone Financial Statements for list of Related parties and relationships.

17 Breach of covenant

There were no instances of breach of covenant of loan availed and no debt securities were issued during the year.

18 The following disclosure is required pursuant to RBI circular dated March 13, 2020 - Circular No. RBI/2019-20/170 DOR (NBFC).CC.PD. No.109/22.10.106/2019-20

Asset classification as per RBI Norms	Asset Classification as per IND AS 109	Gross Carrying Amount as per IND AS	Loss Allowances (Provisions) as required under Ind AS 109	Net Carrying Amount	Provision required as per IRACP Norms	Difference Between Ind AS 109 provisions and IRACP norms
(1)	(2)	(3)	(4)	(5) = (3)-(4)	(6)	(7) = (4)-(6)
Performing Assets						
Standard Stage-1						

B. Additional disclosures pursuant to the RBI guidelines and notification:**1 Capital****(Amount in Rs. Lakhs)**

Items	As at March 31, 2025	As at March 31, 2024
Capital to risk / weighted assets ratio (CRAR) (%) ^{§*}	126.12%	151.32%
CRAR-Tier I capital (%) ^{§*}	126.12%	151.32%
CRAR-Tier II capital (%) ^{§*}	0.00%	0.00%
Amount of Subordinate debt raised as Tier-II capital	-	-
Amount raised by issue of perpetual debt instruments	-	-

§ previous year figures have been taken from audited accounts of FY 2023-24.

* Unrealised gain booked on the investment of group companies are subtracted from the computation of Risk weighted asset

2 Investments**A) Investment according to geographical location**

i) Gross value of investments		
(a) In India	2,66,065.98	1,70,993.90
(a) Outside India	4,339.23	860.59
ii) Provision for depreciation		
(a) In India	0.81	0.81
(b) Outside India	-	-
iii) Net value of Investments		
(a) In India	2,66,065.16	1,70,993.09
(a) Outside India	4,339.23	860.59

B) Movement of provisions held towards depreciation on investments

i) Opening balance	-	-
ii) Add: Provisions made during the year	-	-
iii) Less: Write-off/ write-back of excess provisions during the year	-	-
iv) Closing balance	-	-

3 Derivatives

The Company does not have any derivatives exposure in the current and previous year

4 Disclosure relating to Securitisation**A) The Company does not have any Securitisation exposure in the current and previous year****B) Details of Financial assets sold to securitisation / reconstruction company for assets reconstruction**

The company has not sold any financial assets to Securitisation / Reconstruction company for assets reconstruction during the current and previous year.

C) Details of Assignment transactions undertaken by applicable NBFCs

	For the year ended March 31, 2025	For the year ended March 31, 2024
(i) No. of accounts	-	-
(ii) Aggregate value (net of provisions) of accounts sold	-	-
(iii) Aggregate consideration	-	-
(iv) Additional consideration realized in respect of accounts transferred in earlier years	-	-
(v) Aggregate (gain) / loss over net book value	-	-

D) Details of non performing financials assets purchased / sold

The company has not purchased / sold any non-performing financial assets (relating to securitisation) during the current and previous year

5 Miscellaneous**A) Registration obtained from other financial sector regulators**

The Company is registered with following other financial sector regulators (Financial regulators as described by Ministry of Finance):

- (i) Ministry of Corporate Affairs

SIL INVESTMENTS LIMITED

B) Related party transactions

Details of all material related party transactions are disclosed in note 39 to the financial statements

C) Ratings assigned by credit rating agencies and migration of ratings during the year

No credit rating has been obtained by the Company during the financial year.

D) Remuneration of directors

Details relating to remuneration of directors are disclosed in note 39 to the financial statements.

6 Additional Disclosures

A) Provisions and contingencies

Break up of 'provisions and contingencies' shown under the head expenditure in statement of Profit and Loss

Particulars	(Amount in Rs. Lakhs)	
	For the year ended March 31, 2025	For the year ended March 31, 2024
Provisions for depreciation on investment	-	-
Provision made towards income tax	758.11	660.00
Other provision and contingencies (employee benefits)	(3.01)	23.41

B) Draw down from reserves

There have been no instances of draw down from reserves by the Company during the current and previous year.

C) Concentration of advances, exposures and NPAs

(to the extent identified by the management)

a. Concentration of advances

Total advances to twenty largest borrowers	-	14.83
Percentage of exposure to twenty largest borrowers as total exposure	-	100%

b. Concentration of exposure

Total exposure to twenty largest borrowers	-	-
Percentage of exposure to twenty largest borrowers as total exposure	-	-

c. Concentration of non-performing assets

Total Exposure to top four non-performing accounts	-	-
--	---	---

D) Overseas assets

(Amount in Rs. Lakhs)			
Name of Subsidiary	Country	Total Assets	
SIL Internation Pte. Ltd.	Singapore	4,387.55	848.73

The accompanying notes are an integral part of the standalone financial statements.

As per our report of even date attached

For DMKH & Co.

Chartered Accountants
Firm Reg. No. 116886W

Manish Kankani

Partner
Membership No. 158020

C. S. Nopany

Chairman
(DIN : 00014587)

For and on behalf of Board of Directors

Shalini Nopany

Managing Director
(DIN : 00077299)

Brij Mohan Agarwal

Director-in-Charge
(DIN : 03101758)

Abhrajit Dutta

Director
(DIN : 0546556)

Manoj Kumar Jain

Chief Financial Officer
(PAN: ACUPJ7443E)

Lokesh Gandhi

Company Secretary &
Compliance Officer
(Membership No.: F9053)

Place: Mumbai
Date : 5th May 2025

Place: Kolkata
Date : 5th May 2025

INDEPENDENT AUDITOR'S REPORT

To the Members of SIL Investments Limited

Report on the Audit of the Consolidated Financial Statements

Opinion

We have audited the accompanying consolidated financial statements of SIL Investments Limited (hereinafter referred to as the 'Holding Company') and its subsidiaries (Holding Company, its subsidiaries and its step down subsidiaries together referred to as "the Group"), which comprise the consolidated Balance Sheet as at March 31, 2025, and the consolidated statement of Profit and Loss (including other comprehensive income), the consolidated cash flows statement, the consolidated statement of changes in equity for the year then ended, and notes to the consolidated financial statements, including a summary of material accounting policies (hereinafter referred to as "the consolidated financial statements").

In our opinion and to the best of our information and according to the explanations given to us, the aforesaid consolidated Ind AS financial statements give the information required by the Act in the manner so required and give a true and fair view in conformity with the accounting principles generally accepted in India of the consolidated state of affairs of the Group as at March 31, 2025, and their consolidated profit (including other comprehensive income), their consolidated cash flows and consolidated changes in equity for the year ended on that date.

Basis for Opinion

We conducted our audit in accordance with the Standards on Auditing (SAs) specified under section 143(10) of the Companies act, 2013. Our responsibilities under those Standards are further described in the Auditor's Responsibilities for the Audit of the Consolidated Financial Statements section of our report. We are independent of the Group in accordance with the Code of Ethics issued by ICAI together with the ethical requirements that are relevant to our audit of the Consolidated Financial Statements under the provisions of the Act and the rules made thereunder, and we have fulfilled our other ethical responsibilities in accordance with the provisions of the Companies Act, 2013. We believe that the audit evidence we have obtained is sufficient and appropriate to provide a basis for our opinion.

Key Audit Matters

Key audit matters are those matters that, in our professional judgment, were of most significance in our audit of the consolidated financial statements of the current period. These matters were addressed in the context of our audit of the consolidated financial statements as a whole, and in forming our opinion thereon, and we do not provide a separate opinion on these matters. We have identified the following matters as key audit matters to be reported in our report:

Key audit matters	How our audit addressed the key audit matter
Valuation of Investments	
Refer Note No. 6 to the consolidated financial statements. As at March 31, 2025, the total carrying value of investments was Rs. 3,34,518.23 Lakhs. Investments include quoted and unquoted equity shares, unquoted preference shares, bonds, alternate investments funds and mutual funds. Fair valuation of unquoted investments involves significant estimation uncertainty, subjective assumptions, and the application of significant judgment. This was an area of focus for our audit and the area where significant audit effort was directed.	<p>Principal audit procedures followed:</p> <ul style="list-style-type: none"> Understanding of the process, evaluating the design and testing the operating effectiveness in respect of valuation of investments by management. Evaluating management's controls over collation of relevant information used for determining estimates for valuation and impairment testing of investments Reconciling the financial information mentioned in fair valuation and underlying source details. Also, testing the reasonableness of management's estimates considered in such assessment.

Key audit matters	How our audit addressed the key audit matter
	<ul style="list-style-type: none"> Obtaining independent valuation reports of investments in unquoted investments and involving valuation specialist to test the appropriateness of the fair value of these investments. Assessing the factual accuracy and appropriateness of the financial statement disclosures made in the financial statements in respect of investments.

Information Other than the Financial Statements and Auditor's Report Thereon

The Holding Company's Board of Directors is responsible for the other information. The other information comprises the information included in the management discussion and analysis, Board's Report, Report on Corporate governance and Business Responsibility report but does not include the Consolidated Financial Statements, Standalone Financial Statements and our auditor's report thereon.

Our opinion on the Consolidated Financial Statements does not cover the other information and we do not express any form of assurance conclusion thereon.

In connection with our audit of the Consolidated Financial Statements, our responsibility is to read the other information and, in doing so, consider whether the other information is materially inconsistent with the Consolidated Financial Statements or our knowledge obtained during the course of our audit or otherwise appears to be materially misstated.

If, based on the work we have performed, we conclude that there is a material misstatement of this other information, we are required to report that fact. We have nothing to report in this regard.

Responsibilities of Management and Those Charged with Governance for the Consolidated Financial Statements

The Holding Company's Board of Directors is responsible for the matters stated in section 134(5) of the Act with respect to the preparation and presentation of these consolidated financial statements in term of the requirements of the Companies Act, 2013 that give a true and fair view of the consolidated state of affairs (consolidated financial position), consolidated profit or loss (Consolidated financial performance including other comprehensive income), consolidated changes in equity and consolidated cash flows of the

Group in accordance with the accounting principles generally accepted in India, including the Accounting Standards specified under section 133 of the Act. The respective Board of Directors of the companies included in the Group are responsible for maintenance of adequate accounting records in accordance with the provisions of the Act for safeguarding the assets of the Group and for preventing and detecting frauds and other irregularities; the selection and application of appropriate accounting policies; making judgments and estimates that are reasonable and prudent; and the design, implementation and maintenance of adequate internal financial controls, that were operating effectively for ensuring accuracy and completeness of the accounting records, relevant to the preparation and presentation of the financial statements that give a true and fair view and are free from material misstatement, whether due to fraud or error, which have been used for the purpose of preparation of the consolidated financial statements by the Directors of the Holding Company, as aforesaid.

In preparing the consolidated financial statements, the respective Board of Directors of the companies included in the Group are responsible for assessing the ability of the Group to continue as a going concern, disclosing, as applicable, matters related to going concern and using the going concern basis of accounting unless management either intends to liquidate the Group or to cease operations, or has no realistic alternative but to do so.

The respective Board of Directors of the companies included in the Group are responsible for overseeing the financial reporting process of the Group.

Auditor's Responsibilities for the Audit of the Consolidated Financial Statements

- Our objectives are to obtain reasonable assurance about whether the consolidated financial statements as a whole are free from

material misstatement, whether due to fraud or error, and to issue an auditor's report that includes our opinion. Reasonable assurance is a high level of assurance, but is not a guarantee that an audit conducted in accordance with SAs will always detect a material misstatement when it exists. Misstatements can arise from fraud or error and are considered material if, individually or in the aggregate, they could reasonably be expected to influence the economic decisions of users taken on the basis of these consolidated financial statements.

2. As part of an audit in accordance with SAs, we exercise professional judgment and maintain professional skepticism throughout the audit. We also:
 - Identify and assess the risks of material misstatement of the consolidated financial statements, whether due to fraud or error, design and perform audit procedures responsive to those risks, and obtain audit evidence that is sufficient and appropriate to provide a basis for our opinion. The risk of not detecting a material misstatement resulting from fraud is higher than for one resulting from error, as fraud may involve collusion, forgery, intentional omissions, misrepresentations, or the override of internal control.
 - Obtain an understanding of internal control relevant to the audit in order to design audit procedures that are appropriate in the circumstances. Under section 143(3)(i) of the Companies Act, 2013, we are also responsible for expressing our opinion on whether the Group has adequate internal financial controls system in place and the operating effectiveness of such controls.
 - Evaluate the appropriateness of accounting policies used and the reasonableness of accounting estimates and related disclosures made by management.
 - Conclude on the appropriateness of management's use of the going concern basis of accounting and, based on the audit evidence obtained, whether a material uncertainty exists related to events or conditions that may cast significant doubt on the ability of the Group to continue as a going concern.
- If we conclude that a material uncertainty exists, we are required to draw attention in our auditor's report to the related disclosures in the consolidated financial statements or, if such disclosures are inadequate, to modify our opinion. Our conclusions are based on the audit evidence obtained up to the date of our auditor's report. However, future events or conditions may cause the Group to cease to continue as a going concern.
- Evaluate the overall presentation, structure and content of the consolidated financial statements, including the disclosures, and whether the consolidated financial statements represent the underlying transactions and events in a manner that achieves fair presentation.
 - Obtain sufficient appropriate audit evidence regarding the financial information of the entities or business activities within the Group to express an opinion on the consolidated financial statements. We are responsible for the direction, supervision and performance of the audit of the financial statements of such entities included in the consolidated financial statements of which we are the independent auditors. For the other entities included in the consolidated financial statements, which have been audited by other auditors, such other auditors remain responsible for the direction, supervision and performance of the audits carried out by them. We remain solely responsible for our audit opinion.
3. We communicate with those charged with governance of the Holding Company and such other entities included in the consolidated financial statements of which we are the independent auditors regarding, among other matters, the planned scope and timing of the audit and significant audit findings, including any significant deficiencies in internal control that we identify during our audit.
 4. We also provide those charged with governance with a statement that we have complied with relevant ethical requirements regarding independence, and to communicate with them all relationships and other matters that may reasonably be thought to bear on our independence, and where applicable, related safeguards.

5. From the matters communicated with those charged with governance, we determine those matters that were of most significance in the audit of the consolidated financial statements of the current period and are therefore the key audit matters. We describe these matters in our auditor's report unless law or regulation precludes public disclosure about the matter or when, in extremely rare circumstances, we determine that a matter should not be communicated in our report because the adverse consequences of doing so would reasonably be expected to outweigh the public interest benefits of such communication.

Other Matters

1. We did not audit the financial statements of RTM Investments and Trading Company Limited, RTM Properties Limited, SCM Investment & Trading Company. Limited. and SIL Properties Limited. included in the consolidated annual financial statements, whose financial statements reflect the Group's share of total assets of Rs. 76024.11/-lakhs as at 31 March 2025, Group's share of total revenue for of Rs 877.17/-lakhs, total net profit of Rs. 422.61 lakhs, total comprehensive income of Rs. 13041.37 lakhs for the year ended on that date and the Group's share of net cash inflows of Rs. 178.60 lakhs for the year ended on that date, as considered in the consolidated Ind AS financial statements. These financial statements have been audited by other auditors whose reports have been furnished to us by the Management and our opinion on the consolidated financial statements, in so far as it relates to the amounts and disclosures included in respect of these subsidiaries and our report in terms of sub-sections (3) and (11) of Section 143 of the Act, in so far as it relates to the aforesaid subsidiaries, is based solely on the reports of the other auditors.
2. We did not audit the financial statements of SIL International Pte Ltd. (foreign subsidiary) whose unaudited financial statements reflect total assets of Rs.4387.55 lakhs as at 31 March 2025, Group's share of total revenue for of Rs. 77.07 Lakhs, total net profit of Rs. 56.02 lakhs, and net cash inflow of Rs. 3468.17 lakhs for the year ended on that date, as considered in the consolidated Ind AS financial statements. The management of the foreign subsidiary has prepared the financial statements in accordance

with generally accepted accounting principles in their country and converted these financial statements to accounting principles generally accepted in India. We have audited the conversion adjustment made by the Company's management. These financial statements in so far as it relates to amount and disclosures in respect of foreign subsidiary company, is based solely on the financial results prepared and certified by the management. In our opinion and according to information and explanations provided to us by the Board of directors, these financial statements are not material to the Group.

3. The financial statements of the Company for the year ended March 31, 2024 were audited by the predecessor Auditors, S.G.C.O. & Co LLP who had expressed an unmodified opinion on those statements vide their audit report dated May 10, 2024. The comparative financial information of the Company for the year ended 31 March 2024 are based on those financial statements.

Our opinion on the consolidated Ind AS financial statements, and our report on other Legal and Regulatory Requirements below, is not modified in respect of the above matters with respect to our reliance on the work done and the reports of the other auditors.

Report on Other Legal and Regulatory Requirements

1. As required by Section 143(3) of the Act, we report, to the extent applicable, that:
 - a. We have sought and obtained all the information and explanations which to the best of our knowledge and belief were necessary for the purposes of our audit of the aforesaid consolidated financial statements.
 - b. In our opinion, proper books of account as required by law relating to preparation of the aforesaid consolidated financial statements have been kept so far as it appears from our examination of those books and the reports of the other auditors.
 - c. The Consolidated Balance Sheet, the Consolidated Statement of Profit and Loss, and the Consolidated Cash Flow Statement dealt with by this Report are in agreement with the relevant books of account maintained for the purpose of preparation

- of the consolidated financial statements.
- d. In our opinion, the aforesaid consolidated financial statements comply with the Indian Accounting Standards specified under Section 133 of the Act.
 - e. On the basis of the written representations received from the directors of the Holding Company as on 31st March, 2025 taken on record by the Board of Directors of the Holding Company and the reports of the statutory auditors of its subsidiary companies, incorporated in India, none of the directors of the Group companies is disqualified as on 31st March, 2025 from being appointed as a director in terms of Section 164 (2) of the Act.
 - f. With respect to the adequacy of internal financial controls over financial reporting of the Group and the operating effectiveness of such controls, refer to our separate report in Annexure A.
 - g. With respect to the other matters to be included in the Auditor's Report in accordance with Rule 11 of the Companies (Audit and Auditor's) Rules, 2014, in our opinion and to the best of our information and according to the explanations given to us:
 - i. The Group has disclosed the impact of pending litigations on its financial position in the Consolidated Financial Statements (Refer Note 33 of the Ind AS Consolidated Financial Statements).
 - ii. The Group did not have any material foreseeable losses on long-term contracts including derivative contracts.
 - iii. There were no amounts which were required to be transferred, to the Investor Education and Protection Fund by the Holding Company and its subsidiary companies.
 - iv. (a) The respective Managements of the Company, its subsidiaries and step down subsidiaries whose financial statements have been audited under the Act, has represented to us that, to the best of its knowledge and belief, no funds (which are material either individually or in the aggregate) have been advanced or loaned or invested (either from borrowed funds or share premium or any other sources or kind of funds) by the Company or its subsidiaries or step down subsidiaries to or in any other person or entity, including foreign entity ("Intermediaries"), with the understanding, whether recorded in writing or otherwise, that the Intermediary shall, whether, directly or indirectly lend or invest in other persons or entities identified in any manner whatsoever by or on behalf of the Company, or its subsidiaries or step down subsidiaries ("Ultimate Beneficiaries") or provide any guarantee, security or the like on behalf of the Ultimate Beneficiaries;
 - (b) The respective Managements of the Company, its subsidiaries and step down subsidiaries whose financial statements have been audited under the Act, has represented to us, that, to the best of its knowledge and belief, no funds (which are material either individually or in the aggregate) have been received by the Company from any person or entity, including foreign entity ("Funding Parties"), with the understanding, whether recorded in writing or otherwise, that the Company or its subsidiaries or step down subsidiaries shall, whether, directly or indirectly, lend or invest in other persons or entities identified in any manner whatsoever by or on behalf of the Funding Party ("Ultimate Beneficiaries") or provide any guarantee, security or the like on behalf of the Ultimate Beneficiaries;
 - (c) Based on the audit procedures that have been considered reasonable and appropriate in the circumstances, and the reports of its subsidiaries or step down subsidiaries, nothing has come to our notice that has caused us to believe that the representations under sub-clause (i) and (ii) of Rule 11(e), as provided under (a) and (b) above, contain any material misstatement

v. The dividend declared and paid by the Company, its subsidiaries and step down subsidiaries during the year is in accordance with Section 123 of the Act.

vi. Based on our examination which included test checks and based on the other Auditors' Reports of its subsidiary companies incorporated in India whose financial statements have been audited under the Act, the Holding Company, its subsidiary companies incorporated in India have used accounting software systems for maintaining their respective books of account for the year ended 31 March 2025 which have feature of recording audit trail (edit log) facility and the same has operated throughout the year for all relevant transactions recorded in the software systems.

Further, during the course of audit, we and respective other auditors, whose reports have been furnished to us by the Management of the Holding Company, have not come across any instance of the audit trail feature being tampered with and the audit trail has been preserved by the Holding and subsidiary companies as per the statutory requirements

for record retention except for the Holding Company where the audit trail has been preserved since the audit trail was enabled i.e. 10th May 2023.

2. With respect to the matters specified in paragraphs 3(xii) and 4 of the Companies (Auditor's Report) Order 2020, issued by the Central government in terms of section 143(11) of the Act, to be included in the Auditor's report, according to the information and explanations given to us, and CARO reports issued by other auditors in case of subsidiaries and step down subsidiaries included in the Consolidated financial statements of the Company, we report that there are no qualifications or adverse remarks in these CARO reports

For DMKH & Co.

Chartered Accountants

FRN. 116886W

Manish Kankani

Partner

Mem. No. 158020

UDIN: 25158020BMIZIS5456

Place: Mumbai

Date: 5th May 2025

Annexure “A” to the Independent Auditor’s Report of even date on the Consolidated Ind AS financial statements of SIL Investments Limited for the year ended 31st March 2025

Report on the Internal Financial Controls Over Financial Reporting under Clause (i) of Sub-section 3 of Section 143 of the Companies Act, 2013 (“the Act”)

In conjunction with our audit of the consolidated financial statements of the Company as of and for the year ended March 31, 2025, we have audited the internal financial controls over financial reporting of SIL Investments Limited (hereinafter referred to as the “Company”) and its subsidiary and step down subsidiaries companies, which are companies incorporated in India, as of that date.

Management’s Responsibility for Internal Financial Controls

The Boards of Directors of the Company and its subsidiary companies, which are companies incorporated in India, are responsible for establishing and maintaining internal financial controls based on the internal control over financial reporting criteria established by the respective Companies considering the essential components of internal control stated in the Guidance Note on Audit of Internal Financial Controls Over Financial Reporting issued by the Institute of Chartered Accountants of India (the “ICAI”). These responsibilities include the design, implementation and maintenance of adequate internal financial controls that were operating effectively for ensuring the orderly and efficient conduct of its business, including adherence to the respective company’s policies, the safeguarding of its assets, the prevention and detection of frauds and errors, the accuracy and completeness of the accounting records, and the timely preparation of reliable financial information, as required under the Act.

Auditor’s Responsibility

Our responsibility is to express an opinion on the internal financial controls over financial reporting of the Company and its subsidiary companies, which are companies incorporated in India, based on our audit. We conducted our audit in accordance with the Guidance Note on Audit of Internal Financial Controls Over Financial Reporting (the “Guidance Note”) issued by the Institute of Chartered Accountants of India (“ICAI”) and the Standards on Auditing, prescribed under Section 143(10) of the Companies Act, 2013, to the extent applicable to an

audit of internal financial controls. Those Standards and the Guidance Note require that we comply with ethical requirements and plan and perform the audit to obtain reasonable assurance about whether adequate internal financial controls over financial reporting was established and maintained and if such controls operated effectively in all material respects.

Our audit involves performing procedures to obtain audit evidence about the adequacy of the internal financial controls system over financial reporting and their operating effectiveness. Our audit of internal financial controls over financial reporting included obtaining an understanding of internal financial controls over financial reporting, assessing the risk that a material weakness exists, and testing and evaluating the design and operating effectiveness of internal control based on the assessed risk. The procedures selected depend on the auditor’s judgement, including the assessment of the risks of material misstatement of the financial statements, whether due to fraud or error.

We believe that the audit evidence we have obtained is sufficient and appropriate to provide a basis for our audit opinion on the internal financial controls system over financial reporting of the Company and its subsidiary companies, which are companies incorporated in India.

Meaning of Internal Financial Controls over Financial Reporting

A company’s internal financial control over financial reporting is a process designed to provide reasonable assurance regarding the reliability of financial reporting and the preparation of financial statements for external purposes in accordance with generally accepted accounting principles. A company’s internal financial control over financial reporting includes those policies and procedures that (1) pertain to the maintenance of records that, in reasonable detail, accurately and fairly reflect the transactions and dispositions of the assets of the company; (2) provide reasonable assurance that transactions are recorded as necessary to permit preparation of financial statements in accordance with generally accepted accounting principles, and that receipts and expenditures of the company are being made only in accordance with authorisations of management and directors of the company; and (3) provide reasonable

assurance regarding prevention or timely detection of unauthorised acquisition, use, or disposition of the company's assets that could have a material effect on the financial statements.

Inherent Limitations of Internal Financial Controls over Financial Reporting

Because of the inherent limitations of internal financial controls over financial reporting, including the possibility of collusion or improper management override of controls, material misstatements due to error or fraud may occur and not be detected. Also, projections of any evaluation of the internal financial controls over financial reporting to future periods are subject to the risk that the internal financial control over financial reporting may become inadequate because of changes in conditions, or that the degree of compliance with the policies or procedures may deteriorate.

Opinion

In our opinion and to the best of our information and according to the explanations given to us, the Company, its subsidiary and step down subsidiaries companies incorporated in India, have, in all material respects, an adequate internal financial controls system over financial reporting and such internal financial controls over financial reporting

were operating effectively as at March 31, 2025, based on the internal financial control over financial reporting criteria established by the respective companies considering the essential components of internal control stated in the Guidance Note on Audit of Internal Financial Controls Over Financial Reporting issued by the ICAI.

Other Matters

Our aforesaid report under Section 143(3)(i) of the Act on the adequacy and operating effectiveness of the internal financial controls over financial reporting insofar as it relates to 2 subsidiary and 2 step down subsidiaries companies incorporated in India is based on the corresponding reports of the auditors of such companies incorporated in India

For DMKH & Co.

Chartered Accountants

FRN. 116886W

Manish Kankani

Partner

Mem. No. 158020

UDIN: 25158020BMIZIS5456

Place: Mumbai

Date: 5th May 2025

CONSOLIDATED BALANCE SHEET AS AT 31ST MARCH, 2025

(Rs. in Lakhs)

Particulars	Note No.	As at 31 st March, 2025	As at 31 st March, 2024
ASSETS			
1 Financial Assets			
(a) Cash and cash equivalents	2	1,379.18	2,079.71
(b) Bank Balance other than (a) above	3	6,499.26	4,220.34
(c) Receivables			
(i) Other Receivables	4	264.20	32.65
(d) Loans	5	10.00	-
(e) Investments	6	3,34,518.23	2,24,532.91
(f) Other Financial Assets	7	139.67	129.09
Total Financial Assets		3,42,810.54	2,30,994.70
2 Non-financial Assets			
(a) Current tax Asset	8	31.66	43.12
(b) Deferred tax Asset (Net)	9	-	-
(c) Investment property	10	1,209.01	1,464.06
(d) Property, plant and equipment	11	9,801.92	9,744.18
(e) Capital work in progress	12	-	-
(f) Goodwill		0.02	0.02
(g) Other non-financial assets	13	22.09	27.86
Total Non-Financial Assets		11,064.70	11,279.24
Total Assets		3,53,875.24	2,42,273.94
LIABILITIES AND EQUITY			
LIABILITIES			
1 Financial Liabilities			
(a) Trade Payables			
(i) Total outstanding dues of micro enterprises and small enterprises		-	-
(ii) Total outstanding dues of creditors other than micro enterprises and small enterprises	14	13.81	2.38
(b) Borrowing	15	-	0.00
(c) Other financial liabilities	16	74.42	147.31
Total Financial Liabilities		88.23	149.69
2 Non-Financial Liabilities			
(a) Current tax liabilities (Net)	17	0.25	35.67
(b) Provisions	18	76.40	79.50
(c) Deferred tax liabilities (Net)	19	32,245.91	16,666.98
(d) Other non-financial liabilities	20	30.92	11.43
Total Non-Financial liabilities		32,353.48	16,793.58
3 Non- Controlling Interest		6,897.92	5,612.92
4 Equity			
(a) Equity Share capital	21	1,060.65	1,060.65
(b) Other Equity	22	3,13,474.96	2,18,657.10
Total Equity		3,14,535.61	2,19,717.75
Total Liabilities and Equity		3,53,875.24	2,42,273.94
Summary of material accounting policies and other notes on consolidated financial statements			
1-48			

The accompanying notes are an integral part of the financial statements.

As per our report of even date annexed.

For DMKH & Co.Chartered Accountants
Firm Reg. No. 116886W**Manish Kankani**Partner
Membership No. 158020**C. S. Nopany**Chairman
(DIN: 00014587)**For and on behalf of Board of Directors****Shalini Nopany**Managing Director
(DIN: 00077299)**Brij Mohan Agarwal**Director-in-Charge
(DIN: 03101758)**Abhrajit Dutta**Director
(DIN : 00546556)**Manoj Kumar Jain**Chief Financial Officer
(PAN: ACUPJ7443E)**Lokesh Gandhi**Company Secretary
& Compliance Officer
(Membership No.: F9053)

Place: Mumbai

Date : 05th May, 2025

Place: Kolkata

Date : 05th May, 2025

SIL INVESTMENTS LIMITED

CONSOLIDATED STATEMENT OF PROFIT AND LOSS FOR PERIOD ENDED 31ST MARCH, 2025

(Rs. in Lakhs except EPS)

Particulars	Note No.	For the year ended 31 st March, 2025	For the year ended 31 st March, 2024
REVENUE FROM OPERATIONS AND INVESTMENTS			
(i) Interest Income	23	1,539.58	854.50
(ii) Dividend Income	24	3,867.15	3,772.21
(iii) Net gain on fair value changes	25	75.04	469.28
(I) Total Revenue from Operations and Investments		5,481.77	5095.99
(II) Other income	26	152.29	331.87
(III) Total Income (I+II)		5,634.06	5427.86
(IV) EXPENSES			
Finance Costs	27	0.87	43.72
Employee Benefits Expenses	28	244.39	179.39
Depreciation and amortization	29	256.00	170.99
Others expenses	30	943.58	894.40
Total Expenses (IV)		1,444.84	1288.50
(V) Profit/(loss) before Tax (III - IV)		4189.22	4139.36
(VI) Tax Expense:			
(1) Current tax	31	1,031.36	961.79
(2) Mat credit entitled		228.28	11.00
(3) Mat credit utilized		(228.28)	(11.00)
(4) Tax adjustments related to earlier year (Net)		(9.28)	14.98
(5) Deferred tax	9 & 19	37.71	160.57
(VII) Profit/(loss) for the year (V - VI)		3,129.43	3002.02
(VIII) Other Comprehensive Income			
(A) (i) Items that will not be reclassified to profit or loss -			
Gain/(loss) on fair valuation of equity instruments		1,09,102.05	54,813.27
(ii) Tax relating to items that will not be reclassified to profit or loss		(15,851.61)	(6,409.92)
(iii) Remeasurement gain/(loss) on defined benefit plans		(0.78)	0.27
Tax Relating to Remeasurement of defined benefit plans		-	-
(B) (i) Items that will be reclassified to profit or loss			
(ii) Income tax relating to items that will be reclassified to profit or loss		(11.12)	24.13
		2.70	(4.43)
Other Comprehensive Income (A+B)		93,241.24	48,423.32
Total Comprehensive Income for the year (VII+VIII)		96,370.67	51,425.34
(IX) Profit for the period attributes to			
Owner of the company		3,093.40	2941.50
Non-Controlling interest		36.03	60.52
(X) Comprehensive income for the period attributes to			
Owner of the company		91,992.27	47,199.16
Non-Controlling interest		1,248.97	1,224.16
(XI) Total Comprehensive income for the period attributes to			
Owner of the company		95,085.67	50,140.66
Non-Controlling interest		1,285.00	1,284.68
(XII) Earnings per equity share (Face Value of Rs. 10/- each)			
Basic (Rs.)		29.19	27.76
Diluted (Rs.)		29.19	27.76
Summary of material accounting policies and other notes on consolidated financial statements	1-48		

The accompanying notes are an integral part of the financial statements.

As per our report of even date annexed.

For DMKH & Co.

Chartered Accountants
Firm Reg. No. 116886W

Manish Kankani
Partner
Membership No. 158020

C. S. Nopany
Chairman
(DIN: 00014587)

For and on behalf of Board of Directors

Shalini Nopany
Managing Director
(DIN: 00077299)

Brij Mohan Agarwal
Director-in-Charge
(DIN: 03101758)

Abhrajit Dutta
Director
(DIN : 00546556)

Manoj Kumar Jain
Chief Financial Officer
(PAN:ACUPJ7443E)

Lokesh Gandhi
Company Secretary
& Compliance Officer
(Membership No.: F9053)

Place: Mumbai
Date : 05th May, 2025

Place: Kolkata
Date : 05th May, 2025

CONSOLIDATED STATEMENT OF CASH FLOW FOR THE PERIOD ENDED 31ST MARCH, 2025

(Rs. in Lakhs)

Particulars	For the year ended 31 st March, 2025	For the year ended 31 st March, 2024
A CASH FLOW FROM OPERATING ACTIVITIES		
Profit/(Loss) before Tax	4,189.22	4,139.36
Adjustments for:		
Depreciation and Amortisation Expense	256.00	170.99
Unrealised Gain on Mutual funds	198.40	(169.49)
Profit on sale of investment property	(31.19)	(235.42)
Excess Provision/Liabilities written back	-	-
Unrealised (Gain)/loss on foreign currency fluctuations (net)	-	(0.15)
Contingent Provisions against Standard Assets	-	-
Operating Profit Before Working Capital	4,612.43	3,905.29
Adjustments for:		
(Increase)/Decrease in Loans and other receivables	(2,525.28)	(1,108.38)
Increase/(Decrease) in Provisions and Liabilities	(45.07)	79.66
Cash Generated from operations	2,042.08	2,876.57
Direct Taxes Paid	(1,055.32)	(1,274.10)
Net Cash flow from Operating Activities	986.76	1,602.47
(B) CASH FLOW FROM INVESTING ACTIVITIES		
Proceeds from sale of investment property	273.86	205.75
Purchase of Investments	(34,630.98)	(21,431.19)
Proceeds from Sale of Investments	33,043.41	24,007.45
Proceeds from sale of property, plant & equipment	(33.99)	4.49
Purchase of property, plant & equipment	(69.09)	(1,828.85)
Payment made for purchase of investment property	(5.60)	463.97
Net Cash flow from Investing Activities	(1,422.39)	1,421.62
(C) CASH FLOW FROM FINANCING ACTIVITIES		
Proceeds from borrowings	-	-
Net proceeds/(repayment) of borrowings	-	(4,583.11)
Dividend paid	(264.90)	(264.90)
Net Cash flow from Financing Activities	(264.90)	(4,848.01)
Net Increase/(Decrease) in cash & equivalents	(700.53)	(1,823.92)
Cash and cash equivalents at the beginning of the year	2,079.71	3,903.63
Closing cash and cash equivalents (Refer Note No. 2)	1,379.18	2,079.71

Notes: I. The Company has prepared cash flow statement as per indirect method.

II. As per Ind AS 7, the Company is required to provide disclosures that enable users of financial statements to evaluate changes in liabilities arising from financing activities, including both changes arising from cash flows and non-cash changes. The Company did not have impact on the Statement of Cash Flows therefore reconciliation has not been given.

The accompanying notes are an integral part of the Consolidated financial statements.

As per our report of even date annexed.

For DMKH & Co.

Chartered Accountants
Firm Reg. No. 116886W

Manish Kankani
Partner
Membership No. 158020

C. S. Nopany
Chairman
(DIN: 00014587)

For and on behalf of Board of Directors

Shalini Nopany
Managing Director
(DIN: 00077299)

Brij Mohan Agarwal
Director-in-Charge
(DIN: 03101758)

Abhrajit Dutta
Director
(DIN : 00546556)

Manoj Kumar Jain
Chief Financial Officer
(PAN:ACUPJ7443E)

Lokesh Gandhi
Company Secretary
& Compliance Officer
(Membership No.: F9053)

Place: Mumbai
Date : 05th May, 2025

Place: Kolkata
Date : 05th May, 2025

SIL INVESTMENTS LIMITED

CONSOLIDATED STATEMENT OF CHANGES IN EQUITY FOR THE YEAR ENDED 31ST MARCH, 2025

A. Equity Share Capital (Rs. in Lakhs)

Particulars	As at 31 st March, 2025	As at 31 st March, 2024
Equity Shares of Rs.10/- each, fully paid up		
At the beginning of the Year	1,060.65	1,060.65
Changes in Equity share capital during the year	-	-
At the end of the year	1,060.65	1,060.65

B. Other Equity (Rs. in Lakhs)

Particulars	Reserve & Surplus				Other Comprehensive Income		Total other equity
	Security Premium	General Reserve	Reserve fund in terms of section 45-IC(1) of the Reserve Bank of India Act, 1934	Retained earnings	Equity instruments at fair value through other comprehensive income	Remeasurement gain/(loss) on defined benefit plans	
Balance as at 31st March, 2023	3,057.15	6,983.78	8,503.06	31,579.16	1,18,667.12	0.45	1,68,790.72
Profit for the year (a)	-	-	-	3,002.02	-	-	3,002.02
Other Comprehensive Income (net of tax) (b)	-	-	-	-	48,423.32	0.27	48,423.59
Transferred to non controlling interest (c)	-	-	-	(60.52)	(1,224.16)	-	(1,284.68)
Total Comprehensive Income for the year (a+b+c)	-	-	-	2,941.50	47,199.16	0.27	50,140.93
Transfer to Reserve fund in terms of section 45-IC(1) of the Reserve Bank of India Act, 1934	-	-	702.00	(702.00)	-	-	-
Transfer of realised gain on sale of equity instruments measured at fair value through OCI	-	-	-	7,116.08	(7,116.08)	-	-
Transfer to general reserve	-	244.00	-	(244.00)	-	-	-
Foreign Currency Translation Reserve	-	-	-	-	(9.65)	-	(9.65)
Dividend paid for the financial year 2022-23	-	-	-	(264.90)	-	-	(264.90)
Dividend distribution tax	-	-	-	-	-	-	-
Balance as at 31st March, 2024	3,057.15	7,227.78	9,205.06	40,425.84	1,58,740.55	0.72	2,18,657.10
Profit for the year (a)	-	-	-	3,129.43	-	-	3,129.43
Other Comprehensive Income (net of tax) (b)	-	-	-	-	93,241.24	(0.78)	93,240.46
Transferred to non controlling interest (c)	-	-	-	(36.03)	(1,248.97)	-	(1,285.00)
Total Comprehensive Income for the year (a+b+c)	-	-	-	3,093.40	91,992.27	(0.78)	95,084.89
Transfer to Reserve fund in terms of section 45-IC(1) of the Reserve Bank of India Act, 1934	-	-	686.00	(686.00)	-	-	-
Transfer of realised gain on sale of equity instruments measured at fair value through OCI	-	-	-	2,834.35	(2,817.51)	-	16.84
Transfer to general reserve	-	270.00	-	(270.00)	-	-	-
Foreign Currency Translation Reserve	-	-	-	-	(18.97)	-	(18.97)
Dividend paid for the financial year 2023-24	-	-	-	(264.90)	-	-	(264.90)
Dividend distribution tax	-	-	-	-	-	-	-
Balance as at 31st March 2025	3,057.15	7,497.78	9,891.06	45,132.69	2,47,896.34	(0.06)	3,13,474.96

The accompanying notes are an integral part of the consolidated financial statements.

As per our report of even date annexed.

For DMKH & Co.

Chartered Accountants
Firm Reg. No. 116886W

Manish Kankani
Partner
Membership No. 158020

C. S. Nopany
Chairman
(DIN: 00014587)

For and on behalf of Board of Directors

Shalini Nopany
Managing Director
(DIN: 00077299)

Brij Mohan Agarwal
Director-in-Charge
(DIN: 03101758)

Abhrajit Dutta
Director
(DIN : 00546556)

Manoj Kumar Jain
Chief Financial Officer
(PAN:ACUPJ7443E)

Lokesh Gandhi
Company Secretary
& Compliance Officer
(Membership No.: F9053)

Place: Mumbai
Date : 05th May, 2025

Place: Kolkata
Date : 05th May, 2025

NOTES FORMING PART OF THE CONSOLIDATED FINANCIAL STATEMENTS FOR THE PERIOD ENDED 31ST MARCH, 2025

Note 1 : Group Overview, Basis of Preparation & Material Accounting Policies

1.1 Reporting Entity

The Consolidated Financial Statements comprise financial statements of SIL Investments Limited ("the Company" or "Parent") and its subsidiaries step-down subsidiaries (collectively, "the Group") for the year ended 31st March, 2025. The Company is having its registered office situated at Pachpahar Road, Bhawanimandi, Rajasthan -326 502. The Company is a Non Deposit taking-Systemically Important (ND-SI) NBFC, registered with the Reserve Bank of India ('RBI') and engaged in the business of investment and lending activities. Equity Shares of the Company are listed on BSE Limited and National Stock Exchange of India Limited.

1.2 Material Accounting Policies

a) Basis of Presentation

These Company financial statements have been prepared in accordance with the Indian Accounting Standards (Ind AS) as per the Companies (Indian Accounting Standards) Rules, 2015 notified under Section 133 of the Companies Act, 2013, (the 'Act') and other relevant provisions of the Act, as amended from time to time and other accounting principles generally accepted in India along with other relevant provisions of the Act and the Master Direction – Non-Banking Financial Company – Systemically Important Non-Deposit taking Company and Deposit taking Company (Reserve Bank) Directions, 2016 ('the NBFC Master Directions') issued by RBI.

These financial statements were authorised for issue by the Board of Directors at their meeting held on 5th May, 2025.

The Group presents its balance sheet in order of liquidity. An analysis regarding recovery or settlement within 12 months after the reporting date and more than 12 months after the reporting date is presented in Note 47.

b) Basis of consolidation

The Consolidated Financial Statements incorporate the financial statements of the Company and entities controlled by the Company. Control is achieved when only if the Group:

- has power over the investee;
- is exposed or has rights to variable return from its involvement with the investee, and
- has the ability to use its power over the investee to affect its returns.

The Group reassesses whether or not it controls an investee, if facts and circumstances indicate that there are changes to one or more of the three elements of control listed above.

When the Group has less than a majority of the voting or similar rights of an investee, the Company considers all relevant facts and circumstances in assessing whether it has power over an investee, including:

- The contractual arrangement with the other vote holders of the investee.
- Rights arising from other contractual arrangements.
- The Group's voting rights and potential voting rights.
- The size of the Parent Company's holding of voting rights relative to the size and dispersion of the holdings of the other voting rights holders.

Consolidation of a subsidiary begins when the Group obtains control over the subsidiary and ceases when the Group loses control of the subsidiary. Assets, liabilities, income, expenses and other comprehensive income of a subsidiary acquired or disposed of during the year are included in the Consolidated Financial Statements from the date the Group gains control until the date the Group ceases to control the subsidiary.

Consolidated Financial Statements are prepared using uniform accounting policies for like transactions and other events in similar circumstances. If a member of the Group uses accounting policies other than those adopted in the Consolidated Financial Statements for like transactions and events in similar circumstances, appropriate adjustments are made to that Group member's financial statements in preparing the Consolidated Financial Statements to ensure conformity with the Group's accounting policies. The financial statements of all entities used for the purpose of consolidation are drawn up to same reporting date as that of the Company, i.e., year ended on March 31.

Consolidation procedure:

- (i) Combine like items of assets, liabilities, equity, income, expenses, other comprehensive income and cash flows of the parent with those of its subsidiaries. For this purpose, income and expenses of the subsidiary are based on the amounts of the assets and liabilities recognised in the Consolidated Financial Statements at the acquisition date.
- (ii) Offset (eliminate) the carrying amount of the parent's investment in each subsidiary and the parent's portion of equity of each subsidiary. Business combinations policy explains how to account for any related goodwill.
- (iii) Eliminate in full intra group assets and liabilities, equity, income, expenses and cash flows relating to transactions between entities of the Group (profits or losses resulting from intra group transactions that are recognised in assets, such as inventory and fixed assets, are eliminated in full). Intra group losses may indicate an impairment that requires recognition in the Consolidated Financial Statements. Appropriate adjustments for deferred taxes are made for temporary differences that arise from the elimination of unrealised profits and losses from intra group transactions or undistributed earnings of Group's entity included in consolidated Profit & Loss, if any.

Business combinations and goodwill

Business combinations are accounted for using the acquisition method. At the acquisition date, identifiable assets acquired and liabilities assumed are measured at fair value. For this purpose, the liabilities assumed include contingent liabilities representing present obligation and they are measured at their acquisition date fair values irrespective of the fact that outflow of resources embodying economic benefits is not probable. The consideration transferred is measured at fair value at acquisition date and includes the fair value of any contingent consideration. However, deferred tax asset or liability and any liability or asset relating to employee benefit arrangements arising from a business combination are measured and recognized in accordance with the requirements of Ind AS 12, 'Income Taxes' and Ind AS 19, 'Employee Benefits', respectively.

Where the consideration transferred exceeds the fair value of the net identifiable assets acquired and liabilities assumed, the excess is recorded as goodwill. Alternatively, in case of a bargain purchase wherein the consideration transferred is lower than the fair value of the net identifiable assets acquired and liabilities assumed, the difference is recorded as a gain in other comprehensive income and accumulated in equity as capital reserve. The costs of acquisition excluding those relating to issue of equity or debt securities are charged to the Consolidated Statement of Profit & Loss in the period in which they are incurred.

Goodwill represents the future economic benefits arising from a business combination that are not individually identified and separately recognised. Goodwill is carried at cost less accumulated impairment losses. For the purpose of impairment testing, goodwill acquired in a business combination is, from the acquisition date, allocated to each of the Group's cash generating units that are expected to benefit from the combination, irrespective of whether other assets or liabilities of the acquire are assigned to those units.

c) Basis of measurement

These consolidated financial statements have been prepared on a historical cost basis except for following assets and liabilities which have been measured at fair value:

- i) financial instruments - fair value through other comprehensive income (FVOCI);
- ii) financial instruments - fair value through profit and loss (FVTPL).

Fair value is the price that would be received to sell an asset or paid to transfer a liability in an orderly transaction between market participants at the measurement date, regardless of whether that price is directly observable or estimated using another valuation technique. In estimating the fair value of an asset or a liability, the Group take into account the characteristics of the asset or liability if market participants would take those characteristics into account when pricing the asset or liability at the measurement date. Fair value for measurement and/or disclosure purposes in the financial statements is determined on such a basis, except measurements that have some similarities to fair value but are not fair value, such as value in use in Impairment of Assets.

In addition, for financial reporting purposes, fair value measurements are categorised into Level 1, 2 or 3 based on the degree to which the inputs to the fair value measurements are observable and the significance of the inputs to the fair value measurement in its entirety, which are described as follows:

- Level 1 inputs are quoted prices/net asset value (unadjusted) in active markets for identical assets or liabilities that the Company can access at the measurement date;
- Level 2 inputs other than quoted prices included within Level 1, that are observable for the asset or liability, either directly or indirectly; and
- Level 3 inputs are unobservable inputs for the asset or liability.

d) Functional and presentation currency

Indian Rupee (Rs.) is the Company's functional currency and the currency of the primary economic environment in which the Company operates. Accordingly, the management has determined that financial statements are presented in Indian Rupees (Rs.). All amounts have been rounded-off to the nearest lakhs upto two decimal places, unless otherwise indicated.

e) Investment Property**Recognition and measurement**

Investment properties are properties held to earn rentals and/or for capital appreciation (including property under construction for such purposes). Investment properties are measured initially at cost, including transaction costs. Subsequent to initial recognition, investment properties are stated at cost less accumulated depreciation and impairment losses, if any.

Depreciation

Depreciation on investment property has been charged at Straight Line Method with reference to the economic useful life of its property, plant and equipment as prescribed by Schedule II of the Companies Act, 2013.

f) Property, plant and equipment**Recognition and measurement**

Property, Plant and Equipment ('PPE') are stated at acquisition or construction cost less accumulated depreciation and impairment loss. Cost comprises the purchase price and any attributable cost of bringing the asset to its location and working condition for its intended use, including relevant borrowing costs and any expected costs of decommissioning.

If significant parts of an item of PPE have different useful lives, then they are accounted for as separate items (major components) of PPE.

The cost of an item of PPE is recognised as an asset if, and only if, it is probable that the economic benefits associated with the item will flow to the Company in future periods and the cost of the item can be measured reliably.

Expenditure incurred after the PPE have been put into operations, such as repair and maintenance expenses are charged to the Statement of Profit and Loss during the period in which they are incurred.

Capital work in progress includes cost of assets at sites, construction expenditure and interest on the funds deployed less any impairment loss, if any.

The estimated useful lives and residual values of the PPE are reviewed at the end of each financial year.

PPE, individually costing less than Rupees five thousand, are fully depreciated in the year of purchase.

Gains or losses arising from the retirement or disposal of PPE are determined as the difference between the net disposal proceeds and the carrying amount of the asset and recognised as income or expense in the Statement of Profit and Loss.

Subsequent Measurement

Subsequent expenditure is capitalised only if it is probable that the future economic benefits associated with the expenditure will flow to the Company.

Depreciation

Depreciation on PPE is provided on Straight Line Method using the rates arrived at based on the useful lives as specified in the Schedule II of the Companies Act, 2013. Depreciation on the PPE added/disposed off/discarded during the year is provided from/upto the date when added/disposed off/discarded.

g) Other Intangible assets**Recognition and measurement**

Intangible assets, representing software are initially recognised at cost and subsequently carried at cost less accumulated amortisation and accumulated impairment. The cost of assets comprises of purchase price and directly attributable cost of bringing the assets to working condition for its intended use.

Subsequent Measurement

Subsequent expenditure is capitalised only if it is probable that the future economic benefits associated with the expenditure will flow to the Company.

Amortisation

The intangible assets are amortised using the straight line method over a period of three years, which is the management's estimate of its useful life. Amortisation on the intangible asset disposed off during the year is provided on pro-rata basis with reference to the date of disposal. The useful lives of intangible assets are reviewed at each financial year end and adjusted prospectively, if appropriate.

h) Impairment of non-financial assets

At the end of each reporting period, the Group reviews the carrying amounts of non-financial assets to determine whether there is any indication that those assets have suffered an impairment loss. If any such indication exists, the recoverable amount of the asset is estimated in order to determine the extent of the impairment loss (if any). When it is not possible to estimate the recoverable amount of an individual asset, the Group estimates the recoverable amount of the cash generating unit to which the asset belongs.

i) Revenue Recognition

Revenue is recognised to the extent that it is probable that the economic benefit will flow to the Company and the revenue can be reliably measured.

Interest Income

Interest income is accounted for all financial instruments measured at amortised cost. Interest income is recorded using the effective interest rate (EIR), which is the rate that exactly discounts the estimated future cash payments or receipts through the expected life of the financial instrument to the gross carrying amount of the financial asset.

Interest income on all financial assets mandatorily required to be measured at FVTPL is recognised using the contractual interest rate in net gain on fair value changes.

Dividend Income

Dividend income is accounted for when the right to receive the income is established, which is generally when the shareholders approves the dividend.

Net Gain/Loss on Fair Value Changes

Any differences between the fair values of the investment in debt oriented mutual funds classified as fair value through the profit or loss, held by the Group on the balance sheet date is recognised as an unrealised gain/loss in the statement of profit and loss. In cases there is a net gain in aggregate, the same is recognised in "Net gains or fair value changes" under revenue from operations and if there is a net loss, the same is disclosed as "Expenses", in the statement of profit and loss.

i) Borrowing Costs

Borrowing cost attributable to acquisition and construction of qualifying assets are capitalised as a part of the cost of such assets up to the date when such assets are ready for its intended use. Ancillary costs incurred in connection with the arrangement of borrowings are adjusted with the proceeds of the borrowings and recognised using the Effective Interest Rate (EIR) method. Other borrowing costs are charged to the Statement of Profit and Loss in the period in which they are incurred.

k) Retirement Benefits**Short-Term Employee Benefits**

Liabilities for salaries and bonus, including non-monetary benefits, if any and accumulating leave balance in respect of employees' services up to the end of the reporting period, are recognised as liabilities (and expensed) and are measured at the amounts expected to be paid when the liabilities are settled.

Defined Contribution Plan and Defined Benefit Plan

Contributions to defined contribution schemes such as provident fund are charged as an expense based on the amount of contribution required to be made as and when services are rendered by the employees. The above benefits are classified as Defined Contribution Schemes as the Company has no further obligations beyond the monthly contributions.

The Company also provides for gratuity which is a defined benefit plan, the liabilities of which is determined based on valuations, as at the balance sheet date, made by an independent actuary using the projected unit credit method. Re-measurement, comprising of actuarial gains and losses, in respect of gratuity are recognised in the OCI, in the period in which they occur. Re-measurement recognised in OCI are not reclassified to the Statement of Profit and Loss

in subsequent periods. Past service cost is recognised in the Statement of Profit and Loss in the year of plan amendment or curtailment. The classification of the Company's obligation into current and non-current is as per the actuarial valuation report.

Other Long-Term Benefits

Accumulated leave which is expected to be utilised within next twelve months, is treated as short-term employee benefit. Leave entitlement, other than short term compensated absences, are provided based on a actuarial valuation, similar to that of gratuity benefit. Re-measurement, comprising of actuarial gains and losses, in respect of leave entitlement are recognised in the Statement of Profit and Loss in the period in which they occur.

l) Income tax

Income tax expense comprises current and deferred tax. It is recognised in profit or loss except to the extent that it relates to items recognised directly in Other Comprehensive Income.

i. Current tax

Current tax comprises the expected tax payable or receivable on the taxable income or loss for the year and any adjustment to the tax payable or receivable in respect of previous years. It is measured using tax rates enacted or substantively enacted at the reporting date. Current tax assets and liabilities are offset only if, the Company:

- a) has a legally enforceable right to set off the recognised amounts; and
- b) intends either to settle on a net basis, or to realise the asset and settle the liability simultaneously.

ii. Deferred tax

Deferred tax is provided using the liability method on temporary differences arising between the tax base of assets and liabilities and their carrying amounts in the financial statements. Deferred tax is determined using tax rates that have been enacted or substantially enacted by the end of the reporting period and are expected to apply when the related deferred tax asset is realised or the deferred tax liability is settled. Deferred tax assets are recognised for all deductible temporary differences and unused tax losses only if it is probable that future taxable amounts will be available to utilise those temporary differences.

The carrying amount of deferred tax assets is reviewed at each reporting date and reduced to the extent that it is no longer probable that sufficient taxable profit will be available to allow all or part of the deferred tax asset to be utilised. Unrecognised deferred tax assets are re-assessed at each reporting date and are recognised to the extent that it has become probable that future taxable profits will allow the deferred tax asset to be recovered.

Minimum Alternative Tax (MAT) is recognised as an asset only when and to the extent there is convincing evidence that the Group will pay normal income tax during the specified period. The Company reviews the same at each balance sheet date and recognise MAT entitlement to the extent it will be utilised. The said asset is created by way of credit to the Statement of Profit and Loss and included in deferred tax assets.

m) Leases

Group as a lessor

When the Group is the lessor, the lease are classified as either a finance lease or an operating lease. A finance lease is a lease which confers substantially all the risks and rewards of the leased assets on the lessee. An operating lease is a lease where substantially all of the risks and rewards of the leased asset remain with the lessor.

Amounts due from lessees under finance leases are recorded as receivables. Finance lease income is allocated to accounting periods so as to reflect a constant periodic rate of return on the net investment outstanding in respect of the lease.

n) Financial instruments

A financial instrument is any contract that gives rise to a financial asset of one entity and a financial liability or equity instrument of another entity.

(i) Initial recognition and measurement

All financial assets and financial liabilities are initially recognised when the Company becomes a party to the contractual provisions of the instrument.

A financial asset or financial liability which is not recognised at Fair Value Through Profit and Loss, is initially measured at fair value plus transaction costs that are directly attributable to its acquisition or issue.

(ii) Subsequent recognition
A. Financial Assets

On initial recognition, a financial asset is classified and measured at

- Amortised Cost;
- Fair Value Through Other Comprehensive Income (FVOCI); or
- Fair Value Through Profit and Loss (FVTPL).

Financial assets are not reclassified subsequent to their initial recognition, except if and in the period the Company changes its business model for managing financial assets.

A financial asset is measured at amortised cost if it meets both of the following conditions and is not recognised as at FVTPL:

- the asset is held within a business model whose objective is to hold assets to collect contractual cash flows; and
- the contractual terms of the financial asset give rise on specified dates to cash flows that are solely payments of principal and interest on the principal amount outstanding.

On initial recognition of an equity investment that is not held for trading, the Group may irrevocably elect to present subsequent changes in the investment's fair value in Other Comprehensive Income (OCI) (designated as FVOCI – equity investment). This election is made on an investment-by-investment basis.

All financial assets not classified and measured at amortised cost or FVOCI as described above are measured at FVTPL. On initial recognition, the Group may irrevocably designate a financial asset that otherwise meets the requirements to be measured at amortised cost or at FVOCI or at FVTPL, if doing so eliminates or significantly reduces an accounting mismatch that would otherwise arise.

Assessment whether contractual cash flows are solely payments of principal and interest (SPPI)

For the purposes of this assessment, 'principal' is defined as the fair value of the financial asset on initial recognition. 'Interest' is defined as consideration for the time value of money and for the credit risk associated with the principal amount outstanding during a particular period of time and for other basic lending risks and costs (e.g. liquidity risk and administrative costs), as well as a profit margin.

In assessing whether the contractual cash flows are solely payments of principal and interest, the Group considers the contractual terms of the instrument. This includes assessing whether the financial asset contains a contractual term that could change the timing or amount of contractual cash flows such that it would not meet this condition. In making this assessment, the Company considers:

- contingent events that would change the amount or timing of cash flows;
- terms that may adjust the contractual coupon rate, including variable interest rate features;
- prepayment and extension features; and
- terms that limit the Group's claim to cash flows from specified assets.

Business model assessment

The Group determines its business model at the level that best reflects how it manages groups of financial assets to achieve its business objective. The Group's business model is not assessed on an instrument by instrument basis, but at a higher level of aggregated portfolios. If cash flows after initial recognition are realised in a way that is different from the Group's original expectations, the Group does not change the classification of the remaining financial assets held in that business model, but incorporates such information when assessing newly originated financial assets going forward.

Financial assets: Subsequent measurement and gains and losses

Financial assets measured at FVTPL	These assets are subsequently measured at fair value. Net gains and losses, including any interest or dividend income, are recognised in the Statement of Profit and Loss.
Financial assets measured at FVOCI	These assets are subsequently measured at fair value. Dividends are recognised as income in the Statement of Profit and Loss unless the dividend clearly represents a recovery of part of the cost of the investment. Other net gains and losses are recognised in OCI and are not reclassified to profit or loss.

Financial assets measured at Amortised Cost	These assets are subsequently measured at amortised cost using the effective interest rate method. The amortised cost is reduced by impairment losses. Interest income, foreign exchange gains and losses and impairment are recognised in the Statement of Profit and Loss. Any gain or loss on derecognition is recognised in the Statement of Profit and Loss.
---	---

Financial liabilities: Classification, subsequent measurement and gains and losses

Financial liabilities are subsequently measured at amortised cost using the effective interest method. Interest expense and foreign exchange gains and losses are recognised in the Statement of Profit and Loss. Any gain or loss on derecognition is also recognised as profit or loss respectively.

(iii) Derecognition

Financial Assets

The Group derecognises a financial asset when the contractual rights to the cash flows from the financial asset expire, or it transfers the rights to receive the contractual cash flows in a transaction in which substantially all of the risks and rewards of ownership of the financial asset are transferred or in which the Group neither transfers nor retains substantially all of the risks and rewards of ownership and does not retain control of the financial asset.

If the Group enters into transactions whereby it transfers assets recognised on its balance sheet, but retains either all or substantially all of the risks and rewards of the transferred assets, the transferred assets are not derecognised.

Financial Liabilities

The Group derecognises a financial liability when its contractual obligations are discharged or cancelled, or expire.

(iv) Impairment of financial instruments

The Group recognises loss allowances using the expected credit loss (ECL) model for the financial assets which are not Fair Value Through Profit and Loss. Expected credit losses are measured at an amount equal to the 12-month ECL, unless there has been a significant increase in credit risk or the assets have become credit impaired from initial recognition in which case, those are measured at lifetime ECL. The amount of expected credit losses (or reversal) that is required to adjust the loss allowance at the reporting date is recognised as an impairment gain or loss in the Statement of Profit and Loss.

Loss allowances for financial assets measured at amortised cost are deducted from the gross carrying amount of the assets.

Measurement of expected credit loss

Expected credit losses are a probability weighted estimate of credit losses. Credit losses are measured as the present value of all cash shortfalls (i.e. the difference between the cash flows due to the Group in accordance with the contract and the cash flows which the Group expects to receive).

(v) Offsetting of financial instruments

Financial assets and liabilities are offset and the net amount is reported in the balance sheet where there is a legally enforceable right to offset the recognised amounts and there is an intention to settle on a net basis or realise the asset and settle the liability simultaneously. The legally enforceable right must not be contingent on future events and must be enforceable in the normal course of business and in the event of default, insolvency or bankruptcy of the group or the counterparty.

o) Asset Classification and Provisioning

Loan asset classification and requisite provision made under RBI prudential norms are given below:

Particulars	Criteria	Provision
Standard asset	The asset in respect of which, no default in repayment of principal or payment of interest is perceived and which does not disclose any problem nor carry more than normal risk attached to the business.	0.40% of the outstanding loan portfolio of standard assets.
Sub-standard assets	An asset for which, interest/principal payment has remained overdue for more than 3 months and less than 12 months.	10% of the outstanding loan portfolio of sub-standard assets.

Particulars	Criteria	Provision
Loss Assets	An asset for which, interest/principal payment has remained overdue for a period of 12 months or more.	100% of the outstanding loan portfolio of loss assets.

p) Foreign Currency Transactions

Transactions in foreign currencies are recognised at the rates of exchange prevailing at the dates of the transactions. At the end of each reporting period, monetary assets and liabilities denominated in foreign currencies are translated at the rate prevailing at that date. Non-monetary items that are measured in terms of historical cost in a foreign currency are not re-translated. Exchange differences on monetary items are recognised in the Statement of Profit and Loss in the period in which these arise, except for exchange difference arising on re-statement of long-term monetary items that in substance forms part of Company's net investment in foreign operations, is accumulated in Foreign Currency Translation Reserve (component of OCI) until the disposal of the investment, at which time such exchange difference is recognised in the Statement of Profit and Loss.

q) Cash and cash equivalents

Cash and cash equivalents comprise cash on hand, cash at bank and short-term deposits with an original maturity of three months or less that are readily convertible to known amounts of cash and which are subject to an insignificant risk of change in value.

For the purposes of the Cash Flow Statement, cash and cash equivalents is as defined above, net of outstanding bank overdrafts. In the balance sheet, bank overdrafts are shown within borrowings in financial liabilities.

r) Provisions, contingent liabilities and contingent assets

Provisions are recognised when the Company has a present obligation (legal or constructive) as a result of a past event, it is probable that the Company will be required to settle the obligation, and a reliable estimate can be made of the amount of the obligation. If the effect of the time value of money is material, provisions are determined by discounting the expected future cash flows to net present value using an appropriate pre-tax discount rate that reflects current market assessments of the time value of money and, where appropriate, the risks specific to the liability.

A present obligation that arises from past events, where it is either not probable that an outflow of resources will be required to settle or a reliable estimate of the amount cannot be made, is disclosed as a contingent liability. Contingent liabilities are also disclosed when there is a possible obligation arising from past events, the existence of which will be confirmed only by the occurrence or non-occurrence of one or more uncertain future events not wholly within the control of the Company. Claims against the Company, where the possibility of any outflow of resources in settlement is remote, are not disclosed as contingent liabilities.

Contingent assets are not recognised in the financial statements since this may result in the recognition of income that may never be realised. However, when the realisation of income is virtually certain, then the related asset is not a contingent asset and is recognised.

s) Segment Reporting

According to Ind AS 108, identification of operating segments is based on Chief Operating Decision Maker (CODM) approach for making decisions about allocating resources to the segment and assessing its performance. The business activity of the Group falls within one business segment viz. "investment and lending activities".

t) Earnings Per Share

The basic EPS is computed by dividing the profit after tax for the year attributable to the equity shareholders by the weighted average number of equity shares outstanding during the year.

For the purpose of calculating diluted EPS, profit after tax for the year attributable to the equity shareholders and the weighted average number of equity shares outstanding during the year are adjusted for the effects of all dilutive potential equity shares. Dilutive potential equity shares are deemed converted as of the beginning of the period, unless they have been issued at a later date. In computing the dilutive earnings per share, only potential equity shares that are dilutive and that either reduces the earnings per share or increases loss per share are included.

u) Critical estimates and judgements

The preparation of financial statements in conformity with Ind AS requires management to make judgements, estimates and assumptions, that affect the application of accounting policies and the reported amounts of assets, liabilities, income, expenses and disclosures of contingent assets and liabilities at the date of these financial statements and the reported amounts of revenues and expenses for the years presented. Actual results may differ from these estimates.

Estimates and underlying assumptions are reviewed at each Balance Sheet date. Revisions to accounting estimates are recognised in the period in which the estimate is revised and future periods affected.

This note provides an overview of the areas that involved a higher degree of judgement or complexity, and of items which are more likely to be materially adjusted due to estimates and assumptions turning out to be different than those originally assessed. Detailed information about each of these estimates and judgements is included in relevant notes together with information about the basis of calculation for each affected line item in the financial statements.

The areas involving critical estimates or judgements are:

- Provision for income tax and deferred tax assets -

The Company uses estimates and judgements based on the relevant rulings in the areas of allocation of revenue, costs, allowances and disallowances which is exercised while determining the provision for income tax. A deferred tax asset is recognised to the extent that it is probable that future taxable profit will be available against which the deductible temporary differences and tax losses can be utilised. Accordingly, the Company exercises its judgement to reassess the carrying amount of deferred tax assets at the end of each reporting period.

- Fair value measurements -

When the fair values of financial assets and financial liabilities recorded in the Balance Sheet cannot be measured based on quoted prices in active markets, their fair values are measured using valuation techniques, including the discounted cash flow model, which involve various judgements and assumptions.

v) Recent Pronouncements

Ministry of Corporate Affairs ("MCA") notifies new standards or amendments to the existing standards under Companies (Indian Accounting Standards) Rules as issued from time to time. For the year ended March 31, 2025, MCA has not notified any new standards or amendments to the existing standards applicable to the Company.

**NOTES FORMING PART OF CONSOLIDATED FINANCIAL STATEMENTS FOR
THE YEAR ENDED 31ST MARCH, 2025**
(Rs. in Lakhs)

Particulars	As at 31 st March, 2025	As at 31 st March, 2024
Note 2 : Cash & Cash equivalents		
Cash on hand	0.70	0.53
Balance with Banks		
On current accounts	1,078.48	903.73
Fixed deposits with maturity of less than three months from date of acquisition	300.00	1175.45
	1379.18	2079.71

Note 3 : Bank Balance other than Cash & Cash Equivalents

Fixed deposits with maturity for more than 3 months from date of acquisition	6,490.20	4,210.00
Earmarked Balances with Bank		
On dividend Accounts	9.06	10.34
	6499.26	4220.34

Note 4 : Other Receivables [Unsecured, Considered Good]

Receivable against sale of property	-	-
Trade Receivable	13.40	2.08
Others	250.80	30.57
	264.20	32.65

4.01 : Trade Receivable ageing schedule

Particulars	As at 31st March, 2025				
	Receivable for following periods from due date of payment				
	Less than 1 year	1-2 years	2-3 years	More than 3 years	Total
(i) Undisputed Trade Receivables – considered good	-	-	-	-	-
(ii) Undisputed Trade Receivables – which have significant increase in credit risk	13.40	-	-	-	13.40
(iii) Undisputed Trade Receivables – credit impaired	-	-	-	-	-
(iv) Disputed Trade Receivables– considered good	-	-	-	-	-
(v) Disputed Trade Receivables – which have significant increase in credit risk	-	-	-	-	-
(vi) Disputed Trade Receivables – credit impaired	-	-	-	-	-
Total	13.40	-	-	-	13.40

(Rs. in Lakhs)

Particulars	As at 31 st March, 2024				
	Receivable for following periods from due date of payment				
	Less than 1 year	1-2 years	2-3 years	More than 3 years	Total
(i) Undisputed Trade Receivables – considered good	-	-	-	-	-
(ii) Undisputed Trade Receivables – which have significant increase in credit risk	2.08	-	-	-	2.08
(iii) Undisputed Trade Receivables – credit impaired	-	-	-	-	-
(iv) Disputed Trade Receivables – considered good	-	-	-	-	-
(v) Disputed Trade Receivables – which have significant increase in credit risk	-	-	-	-	-
(vi) Disputed Trade Receivables – credit impaired	-	-	-	-	-
Total	2.08	-	-	-	2.08

Particulars	As at 31 st March, 2025	As at 31 st March, 2024
-------------	------------------------------------	------------------------------------

Note 5 : Loans [Unsecured, Considered Good]**At Amortised Cost**

Loans to other	10.00	-
Less: Impairment loss allowance	-	-
	10.00	-

Particulars	Basis of Classification	Particulars	As at 31 st March, 2025	As at 31 st March, 2024
Standard assets**	Less than or equal to 3 months	Portfolio and Int. accrued	-	-
		Provision against standard assets (Refer Note 16)	-	0.08

5.1 ** Standard assets includes accrued Interest Rs. Nil Lakhs (previous year Rs. Nil lakhs).

5.02 Additional disclosure under RBI circular RBI/2019-20/170 DOR (NBFC).CC.PD. No.109/22.10.106/2019-20 dated 13th March, 2020

The Group's portfolio is classified under stage 1 and there is no significant difference in provision made as per RBI prudential norm and IndAS-109 hence requisite disclosure has not been given.

SIL INVESTMENTS LIMITED

Note 6 : Investments

(Rs. in Lakhs)

As at 31 March, 2025	Amortised Cost	Fair Value Through Profit and Loss	Fair Value Through Other Comprehensive Income	Total
Mutual Funds				
Quoted	-	-	-	-
Unquoted	-	4,138.04	-	4,138.04
Alternate investment funds				
Quoted	-	4,208.41	-	4,208.41
Unquoted	-	546.34	-	546.34
Debt Securities				
Quoted	-	-	-	-
Unquoted	14,780.31	-	-	14,780.31
Equity Instruments				
Quoted	-	-	2,73,245.70	2,73,245.70
Unquoted	-	-	37,600.25	37,600.25
Total Gross Investment	14,780.31	8,892.78	3,10,845.95	3,34,519.04
Investment in India	14,452.85	8,348.33	3,10,845.95	3,33,647.12
Investment outside India	327.47	544.45	-	871.92
Total	14,780.32	8,892.78	3,10,845.95	3,34,519.04
Less: Allowances for impairment	-	-	-	(0.81)
Total Net investment	14,780.32	8,892.78	3,10,845.95	3,34,518.23
<hr/>				
As at 31st March , 2024	Amortised Cost	Fair Value Through Profit and Loss	Fair Value Through Other Comprehensive Income	Total
Mutual Funds				
Quoted	-	-	-	-
Unquoted	-	6,845.57	-	6,845.57
Alternate investment funds				
Quoted	-	-	-	-
Unquoted	-	-	-	-
Debt Securities				
Quoted	-	-	-	-
Unquoted	14,905.40	-	-	14,905.41
Equity Instruments				
Quoted	-	-	1,76,420.25	1,76,420.25
Unquoted	-	-	26,361.68	26,361.68
Total Gross Investment	14,905.40	6,845.57	2,02,781.93	2,24,532.91
Investment in India	14,597.21	6,349.21	2,02,781.93	2,23,728.36
Investment outside India	308.19	496.36	-	804.55
Total	14,905.40	6,845.57	2,02,781.93	2,24,532.91
Less: Allowances for impairment	-	-	-	-
Total Net investment	14,905.40	6,845.57	2,02,781.93	2,24,532.91

(Rs. in Lakhs)

Particulars	As at 31 st March, 2025	As at 31 st March, 2024
Note 7 : Other financial assets [Unsecured, Considered Good]		
Accrued Interest on ICD'S	-	-
Accrued Interest on Security Deposit	29.95	33.59
Security Deposit	23.38	27.36
Accrued Interest on Fixed Deposit	86.07	66.76
Others	0.27	1.38
	139.67	129.09

Note 8 : Current Tax Asset		
Income Tax Refund Receivables	31.66	43.12
Advance income tax (net of provisions)	-	-
	31.66	43.12

Note 9 : Deferred Tax Assets (Net)		
Deferred Tax Assets on account of:		
Net fair value changes in and impairment on Investments	-	-
Deferred Tax Assets/(Liabilities) (Net)	-	-

Note 10 : Investment property					
	(Rs. in Lakhs)				
Particulars	Freehold Land	Building	Plant & Equipment	Furniture & Fixtures	Total
Gross Block					
As at 31st March, 2023	806.58	515.07	194.27	130.51	1646.43
Additions	-		18.60	16.54	35.14
Disposal/Deduction		5.47			5.47
As at 31st March, 2024	806.58	509.60	212.87	147.05	1676.10
Additions			8.08	22.53	30.61
Disposal/Deduction		10.18			10.18
As at 31st March, 2025	806.58	499.42	220.95	169.58	1696.53
Accumulated Depreciation					
As at 31st March, 2023	-	75.14	58.40	46.73	180.27
Charge for the year		13.21	9.82	8.83	31.86
Disposal/Deduction		0.09			0.09
As at 31st March, 2024	-	88.26	68.22	55.56	212.04
Charge for the year		13.04	9.82	8.83	31.69
Disposal/Deduction		4.31			4.31
As at 31st March, 2025	-	96.99	78.04	64.39	239.42
Net Block					
As at 31st March, 2024	806.58	421.34	144.65	91.49	1,464.06
As at 31st March, 2025	806.58	402.43	142.91	105.19	1,457.11

SIL INVESTMENTS LIMITED

Note 11 : Property, plant and equipment

(Rs. in Lakhs)

Particulars	Residential Building	Office equipment's	Furniture & Fixtures	Vehicles	Total
Gross Block					
As at 31st March, 2023	8,222.35	2.67	15.16	35.61	8,275.79
Additions	1,039.28		765.97	23.60	1,828.85
Disposal/Deduction				4.49	4.49
As at 31st March, 2024	9,261.63	2.67	781.13	54.72	10,100.15
Additions	17.07		16.88		33.95
Disposal/Deduction					
As at 31st March, 2025	9,278.70	2.67	798.01	54.72	10,134.10
Accumulated Depreciation					
As at 31st March, 2023	170.05	1.49	15.16	31.11	217.81
Charge for the year	131.45	0.49	3.99	3.15	139.08
Disposal/Deduction				0.92	0.92
As at 31st March, 2024	301.50	1.98	19.15	33.34	355.97
Charge for the year	146.86	0.32	74.30	2.83	224.31
Disposal/Deduction					
As at 31st March, 2025	448.36	2.30	93.45	36.17	580.28
Net Block					
As at 31st March, 2024	8,960.13	0.69	761.98	21.38	9,744.18
As at 31st March, 2025	8,830.34	0.37	704.56	18.55	9,553.82

Note 12 : Capital work in progress

CWIP	Amount in CWIP for a period of 2024-25				As at 31 st March, 2025
	Less than 1 year	1-2 years	2-3 years	More than 3 years	
Projects in progress	0.00	0.00	0.00	0.00	0.00

CWIP	Amount in CWIP for a period of 2023-24				As at 31 st March, 2024
	Less than 1 year	1-2 years	2-3 years	More than 3 years	
Projects in progress	0.00	0.00	0.00	0.00	0.00

Note 13 : Other non-financial assets [Unsecured, Considered Good]

(Rs. in Lakhs)

Particulars	As at 31 st March, 2025	As at 31 st March, 2024
Income tax paid under protest	-	10.00
Interest Accrued but not due	-	-
Prepaid expenses	12.76	11.33
Advances Recoverable	6.94	6.49
Advances to Employees	2.39	0.04
Capital advance	-	-
	22.09	27.86

Note 14 : Trade Payables

(Rs. in Lakhs)

Particulars	As at	As at
	31 st March, 2025	31 st March, 2024
Total outstanding dues of micro enterprises and small enterprises	-	-
Total outstanding dues of creditors other than micro enterprises and small enterprises	13.81	2.38
	13.81	2.38

Note 14.01 : Based on the information received by the Company from “suppliers” regarding their status under the Micro, Small and Medium Enterprises Development Act, 2006. Disclosures relating to dues of Micro and Small enterprises under section 22 of ‘The Micro, Small and Medium Enterprises Development Act, 2006, are given below:

Particulars	As at	As at
	31 st March, 2025	31 st March, 2024
a. Principal amount and Interest due thereon remaining unpaid to any supplier.	-	-
b. Interest paid by the Company in terms of Section 16 of the MSMED Act along with the amounts of the payment made to the supplier beyond the appointed day.	-	-
c. The amount of interest due and payable for the year of delay in making payment (which have been paid but beyond the appointed day during the year) but without adding the interest specified under this Act.	-	-
d. The amount of interest accrued and remaining unpaid during the accounting year.	-	-
e. The amount of further interest remaining due and payable even in the succeeding years, until such date when the interest dues above are actually paid to the small enterprise for the purpose of disallowance as a deductible expenditure under section 23 of this Act.	-	-

14.02 Trade Payables ageing schedule

Particulars	As at 31 st March, 2025				
	Outstanding for following periods from due date of payment				
	Less than 1 year	1-2 years	2-3 years	More than 3 years	Total
(i) MSME	-	-	-	-	-
(ii) Others	13.81	-	-	-	13.81
(iii) Disputed dues – MSME	-	-	-	-	-
(iv) Disputed dues - Others	-	-	-	-	-
(v) Provision MSME (unbilled dues)	-	-	-	-	-
(vi) Provision Others (unbilled dues)	-	-	-	-	-
Total	13.81	-	-	-	13.81

Particulars	As at 31 st March, 2024				
	Outstanding for following periods from due date of payment				
	Less than 1 year	1-2 years	2-3 years	More than 3 years	Total
(i) MSME	-	-	-	-	-
(ii) Others	2.38	-	-	-	2.38
(iii) Disputed dues – MSME	-	-	-	-	-
(iv) Disputed dues - Others	-	-	-	-	-
(v) Provision MSME (unbilled dues)	-	-	-	-	-
(vi) Provision Others (unbilled dues)	-	-	-	-	-
Total	2.38	-	-	-	2.38

SIL INVESTMENTS LIMITED

Note 15 : Borrowing

Particulars	(Rs. in Lakhs)	
	As at 31 st March, 2025	As at 31 st March, 2024
Secured Loan:-		
(i) Secured Loan-Short Term Maturity (with In 12 months)	-	-
(ii) Secured Loan-Long Term Maturity	-	-
	-	-

Note 15.01 : Note: During the financial year 2024-25, the Company has no loan outstanding.

Note 16 : Other financial liabilities

Particulars	(Rs. in Lakhs)	
	As at 31 st March, 2025	As at 31 st March, 2024
Unpaid Dividend	9.06	10.34
Security Deposit	-	0.73
Employee emoluments	14.40	-
Employee NPS Liability	0.10	-
Employee Food Coupon Liability	0.15	-
Interest Payable on home loan	-	-
Others	50.71	136.24
	74.42	147.31

Note 17 : Current Tax Liabilities (Net)

Provision for taxation (net of advance tax)	0.25	35.67
	0.25	35.67

Note 18 : Provisions

Contingent provisions against standard assets	-	0.08
Provision for employee benefits (Gratuity)	26.87	27.37
Provision for employee benefits (compensated absences)	49.53	52.05
	76.40	79.50

Note 19 : Deferred Tax Liabilities (Net)

Deferred tax liability on account of:

Property, plant and equipment and investment properties	511.18	414.19
Net fair value changes in and impairment on investments	31,749.15	16,267.95
	32,260.33	16,682.14

Deferred tax assets on account of:

Property, plant and equipment and investment properties		
Origination and reversal of temporary differences	14.42	15.16
Deferred Tax Liability/(Assets) (Net)	32,245.91	16,666.98

Note 20 : Other non financial liabilities

Statutory dues	6.58	10.16
Advance against Sale of Property, plant and equipment	15.00	-
Other Liability	9.34	1.27
	30.92	11.43

(Rs. in Lakhs)

Note 21 : Share Capital	No. of Shares	As at 31 st March, 2025	No. of Shares	As at 31 st March , 2024
I Authorised				
Equity Shares of Rs. 10/- each	1,20,00,000	1,200.00	1,20,00,000	1,200.00
		1,200.00		1,200.00
II Issued, subscribed and fully paid-up shares				
Equity Shares of Rs. 10/- each fully paid-up.	1,05,95,860	1,059.59	1,05,95,860	1,059.59
Add: Forfeited shares (amount originally paid up)		1.06		1.06
		1,060.65		1,060.65

21.01 Terms/ Rights attached to equity shares

Each holder of equity shares is entitled to one vote per share. In the event of liquidation of the Company, the holders of equity shares will be entitled to receive remaining assets of the Company, after distribution of all preferential amounts. The distribution will be in proportion to the number of equity shares held by the shareholders. There is no restriction on distribution of dividend. However, same is subject to the approval of the shareholders in the Annual General Meeting.

21.02 Reconciliation of the number of equity shares outstanding:

	As at 31 st March, 2025	As at 31 st March , 2024
Equity shares outstanding at the beginning of the year	1,05,95,860	1,05,95,860
Equity shares allotted during the year	-	-
Equity shares outstanding at the end the of the year	1,05,95,860	1,05,95,860

21.03 Shareholder holding more than 5 percent equity share of the company

Sr. No.	Name of Shareholders	As at 31 st March, 2025		As at 31 st March, 2024	
		No. of Shares held	% of holding	No. of Shares held	% of holding
1	Ganges Securities Ltd.	20,19,339	19.06%	20,19,339	19.06%
2	New India Retailing and Investment Ltd.	11,56,550	10.92%	11,56,550	10.92%
3	Hargaon Investment & Trading Co. Ltd.	11,40,931	10.77%	11,40,931	10.77%
4	Yashovardhan Investment & Trading Co. Ltd.	9,91,224	9.35%	9,91,224	9.35%
5	Ronsan Traders Ltd.	6,48,249	6.12%	6,48,249	6.12%

SIL INVESTMENTS LIMITED

21.04 Shares held by promoters at the end of the year

(Rs. in Lakhs)

Sr. No.	Name of Shareholders	As at 31 st March, 2025			As at 31 st March, 2024		
		No of Shares held	% of holding	% Change during the year	No of Shares held	% of holding	% Change during the year
1	Ganges Securities Ltd.	20,19,339	19.06%	-	20,19,339	19.06%	-
2	New India Retailing and Investment Ltd.	11,56,550	10.92%	-	11,56,550	10.92%	-
3	Hargaon Investment & Trading Co. Ltd.	11,40,931	10.77%	-	11,40,931	10.77%	-
4	Yashovardhan Investment & Trading Co. Ltd.	9,91,224	9.35%	-	9,91,224	9.35%	-
5	Ronsan Traders Ltd.	6,48,249	6.12%	-	6,48,249	6.12%	-
6	OSM Investment & Trading Co. Ltd.	4,17,421	3.94%	-	4,17,421	3.94%	-
7	Champaran Marketing Co. Ltd.	1,99,773	1.89%	-	1,99,773	1.89%	-
8	Chandra Shekhar Nopany as trustee of Shekhar Family Trust	1,10,000	1.04%	-	1,10,000	1.04%	-
9	Sidh Enterprises Ltd.	55,116	0.52%	-	55,116	0.52%	-
10	Sonali Commercial Ltd.	18,957	0.18%	-	18,957	0.18%	-
11	Shri C. S. Nopany	1,209	0.01%	-	1,209	0.01%	-
12	Uttam Commercial Ltd.	600	0.01%	-	600	0.01%	-
		67,59,369	63.79%	-	67,59,369	63.79%	-

Particulars	As at 31 st March, 2025	As at 31 st March, 2024
-------------	------------------------------------	------------------------------------

Note 22 : Other equity

(i) Securities premium

Balance as per last financial statements	3,057.15	3,057.15
--	----------	----------

(ii) Reserve fund in terms of section 45-IC(1) of the Reserve Bank of India Act, 1934

Balance as per last financial statements	9,205.06	8,503.06
Add : Transfer from retained earnings	686.00	702.00
Closing Balance	9,891.06	9,205.06

(iii) General Reserve

Balance as per last financial statements	7,227.78	6,983.78
Add: Transfer of realised gain on sale of equity instruments measured at fair value through OCI from Other Comprehensive Income	270.00	244.00
Closing Balance	7,497.78	7,227.78

(iv) Retained Earnings

Restated opening balance	40,425.85	31,579.17
Add: Profit for the year	3,129.43	3,002.02
Add: Realised gain/ (loss) transferred from Equity instruments at fair value through other comprehensive income	2,834.35	7,116.08
	46,389.63	41,697.27

(Rs. in Lakhs)

Particulars	As at 31 st March, 2025	As at 31 st March, 2024
Less:		
Dividend paid	264.90	264.90
Transfer to Reserve fund in terms of section 45-IC(1) of the Reserve Bank of India Act, 1934	686.00	702.00
Transfer to general reserve	270.00	244.00
Less: Transferred to Non-controlling interest	36.03	60.52
	1,256.93	1,271.42
Closing Balance	45,132.70	40,425.85
(v) Other Comprehensive Income		
Balance as per last financial statements	1,58,754.64	1,18,671.29
Add: Gain/(Loss) on fair value of investment	93,241.24	48,423.32
Add: Gain/(Loss) on remeasurement on defined benefit plans	(0.78)	0.27
Less : Transfer of realised gain on sale of equity instruments measured at fair value through OCI from Other Comprehensive Income	(2,817.51)	(7,116.08)
Less: Transferred to Non-controlling interest	(1,248.97)	(1,224.16)
Closing Balance	2,47,928.62	1,58,754.64
(vi) Foreign Currency Translation Reserve		
Balance as per last financial statements	(13.38)	(3.73)
Add: During the Year	(18.97)	(9.65)
	(32.35)	(13.38)
Total Reserves and Surplus (i to vi)	3,13,474.96	2,18,657.10

22.01 Nature and purpose of reserve**(i) Security Premium**

This Reserve represents the premium on issue of shares and can be utilised in accordance with the provisions of the Companies Act, 2013.

(ii) Reserve fund in terms of section 45-IC(1) of the Reserve Bank of India Act, 1934

Reserve fund represents the reserve created pursuant to the Reserve Bank of India Act, 1934 (the "RBI Act"). In terms of section 45-IC of the RBI Act, a Non-Banking Finance Company is required to transfer an amount not less than 20 per cent of its net profit to a Reserve Fund before declaring any dividend. Appropriation from this Reserve Fund is permitted only for the purposes specified by RBI.

(iii) General reserve

It represents appropriation of profits by the Board of Directors and can be utilised in accordance with the provisions of the Companies Act, 2013.

(iv) Retained Earnings

Retained earnings are profits earned by the Group after transfer to general reserve, reserve fund in terms of section 45-IC(1) of the Reserve Bank of India Act, 1934 and payment of dividend to shareholders and can be utilised in accordance with the provisions of the Companies Act, 2013.

(v) Equity instruments at fair value through other comprehensive income

The Group has elected to recognise changes in the fair value of certain investments in equity instruments and other equity oriented instruments in other comprehensive income and classified under other equity. The Group transfers amounts from this reserve to retained earnings when the relevant equity securities are derecognised.

(vi) Foreign Currency Translation Reserve

Exchange Difference arising on translation of assets, liabilities, income and expenditure of the Groups Foreign subsidiary, are recognised in other comprehensive income and accumulated separately in foreign currency translation reserve. The amounts recognised are transferred to the consolidated statement of profit and loss on disposal of the related foreign subsidiary.

SIL INVESTMENTS LIMITED

	(Rs. in Lakhs)	
Particulars	For the year ended 31 st March, 2025	For the year ended 31 st March, 2024
Note 23 : Interest income		
On financial assets measured at amortised cost		
Interest income from debt securities	1,179.32	562.97
Interest From Income tax department	-	0.71
Interest income on financial assets measured at amortised cost	42.28	38.78
Interest on deposits with banks and others	317.98	252.04
	1,539.58	854.50
Note 24 : Dividend income		
Dividend income	3,867.15	3,772.21
	3,867.15	3,772.21
Note 25 : Net gain on fair value changes		
On financial instruments measured at fair value through profit or loss	75.04	469.28
	75.04	469.28
Net gain on fair value changes		
- Realised	273.44	299.79
- Unrealised	(198.40)	169.49
Note 26 : Other income		
Rental income	84.00	84.00
Net gain on foreign currency transactions and translation	-	0.15
Profit on sale of investment property	31.19	235.42
Miscellaneous receipts	37.10	12.30
	152.29	331.87
Note 27 : Finance costs		
Interest on home loan	-	43.38
Interest on income tax/GST	0.87	0.34
	0.87	43.72
Note 28 : Employee benefits expense		
Salaries, allowances and bonus	244.37	175.71
Staff welfare expenses	0.02	3.68
	244.39	179.39
Note 29 : Depreciation and amortization		
Depreciation on property, Plant and equipment	228.62	139.22
Depreciation on investment property	27.38	31.77
	256.00	170.99

(Rs. in Lakhs)

Particulars	For the year ended 31 st March, 2025	For the year ended 31 st March, 2024
Note 30 : Other expenses		
Rent	0.28	0.28
Insurance	9.69	4.96
Rates and Taxes	57.67	11.69
Repairs and maintenance:		
- Buildings	34.40	36.98
- Others	52.56	46.11
Travelling expenses	114.33	159.45
Advertisement	9.54	6.89
Legal and professional	393.09	365.25
Service charges	27.14	21.24
Electricity charges	33.16	23.60
Security service charges	23.11	24.00
Depository charges	3.92	1.84
Auditor's Remuneration:		
Audit fee (including limited reviews)	12.21	10.73
Tax audit	1.18	1.18
Limited review	0.47	0.26
Certifications and other matters	1.01	0.74
Directors' Commission & Fees	10.92	10.33
Donation	25.00	15.00
contingent provision against standard asset	(0.08)	-
Corporate social responsibility expenses	9.00	10.00
Loss on foreign currency transaction and translation	0.30	-
Miscellaneous expenses	124.50	143.74
	943.58	894.40

30.01 As per the Companies Act, 2013, amount required to be spent by the Company on Corporate Social Responsibility (CSR) activities during the year was Rs. 8.03 lakhs (Previous Year Rs. 9.89 lakhs). During the year ended March 31, 2025, in respect of CSR activities the Company incurred revenue expenditure which was recognised in the statement of profit and loss amounting to Rs. 9.00 lakhs (Previous year Rs. 10.00 lakhs).

* Audit fees is inclusive of GST

Details of corporate social responsibility expenses

As per section 135 of the Act, a Company needs to spend at least 2% of its average net profit for the immediately preceding three financial years on Corporate Social Responsibility (CSR) activities. A CSR Committee has been formed by the Company as per act. The CSR Committee and Board had approved the projects with specific outlay on the activities as specified in Schedule VII of the act, in pursuant of the CSR policy.

Particulars	FY 2024-25	FY 2023-24
(i) amount required to be spent by the company during the year,	8.03	9.89
(ii) amount of expenditure incurred,	9.00	10.00
(iii) shortfall at the end of the year,	-	-
(iv) total of previous years shortfall	-	-
(v) reason for shortfall,	-	-
(vi) details of related party transactions, e.g., contribution to a trust controlled by the company in relation to CSR expenditure as per relevant Accounting Standard,	-	-
(vii) where a provision is made with respect to a liability incurred by entering into a contractual obligation, the movements in the provision during the year shall be shown separately.	-	-

The Company makes its CSR contribution towards promoting education and others.

SIL INVESTMENTS LIMITED

Particulars	(Rs. in Lakhs)	
	As at 31 st March, 2024	As at 31 st March, 2023
Note 31 : Current tax		
Current tax for the year	1031.36	961.79
Current tax adjustments for earlier year (Net)	(9.28)	14.98
	1,022.08	976.77

31.01 : Components of income tax expense

(i) Amounts recognised in the Statement of Profit and Loss		
Current tax	1,022.08	976.77
Deferred tax	37.71	160.57
(ii) Tax on amounts recognised in Other Comprehensive Income		
Income tax relating to items that will not be reclassified to profit or loss	15,851.61	6,409.92
Income tax expense for the year	16,911.40	7,547.25

31.02 : Reconciliation of effective tax

Profit for the year	4,189.22	4,139.36
Company's domestic tax rate	29.12%	29.12%
Tax using the Company's domestic tax rate	1,219.90	1,205.38
Tax effect of/on:		
Incomes which are exempt from tax	-	(8.44)
Net expenses that are not deductible in determining taxable profit	77.45	(63.59)
MAT credit entitlement utilised	(228.28)	(11.00)
Adjustment related to previous year	(9.28)	14.98
Income tax relating to items that will not be reclassified to profit or loss	15,851.61	6,409.92
	16,911.40	7,547.25

31.03 Deferred tax assets have not been recognised in respect of Minimum Alternate Tax aggregating to Rs. 2,368.22 lakhs (previous year: Rs. 2,596.5 lakhs) as there is no convincing evidence that sufficient taxable profits will be available in the future against which such the deferred tax assets can be realised in the normal course of business of the Company.

Particulars	Year of expiry	Amount	Amount
Minimum Alternate Tax	FY 2032-33	2,368.22	2,596.50
		2,368.22	2,596.50

Particulars	(Rs. in Lakhs)	
	For the year ended 31 st March, 2025	For the year ended 31 st March, 2024

Note 32 : Earning Per Share (EPS):

Net profit for the year	3,093.39	2,941.50
Face value per share (Rs.)	10.00	10.00
Equity shares outstanding at the beginning of the year	1,05,95,860	1,05,95,860
Equity shares outstanding at the end of the year	1,05,95,860	1,05,95,860
Weighted Avg. No. of equity shares	1,05,95,860	1,05,95,860
Basic EPS (Rs.)	29.19	27.76
Diluted EPS (Rs.)	29.19	27.76

(Rs. in Lakhs)

Note 33 : Contingent Liabilities and commitments:-

For the year ended 31st March, 2025 For the year ended 31st March, 2024

(a) Commitments :

Uncalled Liability as partly paid shares held as investment	120.00	120.00
---	---------------	--------

(b) Contingent Liabilities

Income tax matters in dispute or under appeal	0.00	68.74
---	-------------	-------

Note 34 : Segment Reporting

According to Ind AS 108, identification of operating segments is based on Chief Operating Decision Maker (CODM) approach for making decisions about allocating resources to the segment and assessing its performance. The business activity of the Company falls within one business segment viz. "investment and lending activities". Hence, the disclosure requirement of Ind AS 108 of 'Segment Reporting' is not considered applicable.

Note 35 : Loans and advances pursuant to Regulation 34(3) and 53(f) of SEBI (Listing Obligations and Disclosure Requirements) Regulations, 2015

S. No.	Particulars	Outstanding as at 31 st March, 2025	Maximum Amount Outstanding during the year ended 31 st March, 2025	Outstanding as at 31 st March, 2024	Maximum Amount Outstanding during the year ended 31 st March, 2024
(a)	Avadh Sugar & Energy Limited	-	-	-	-
(b)	Magadh Sugar & Energy Limited	-	-	-	-

Note 36 Remittance in foreign currency on account of dividends

(Rs. in Lakhs)

Particulars	For the year ended 31 st March, 2025	For the year ended 31 st March, 2024
Amount of Dividend related to 2023-24 (previous year 2022-23) remitted in Foreign Exchange Rs. #	-	-
Number of Non-Resident Shareholders	123.00	93.00
Number of Shares held by such Non-Resident Shareholders	48,359	68,687

Deposited in Indian Rupees in the Bank Accounts maintained by the shareholders in India.

Note 37 : Events after the balance sheet date

The Board of Directors has recommended dividend of Rs 2.50 (previous year of Rs. 2.50) per equity share aggregating Rs 264.90 lakhs (previous year of Rs. 264.90 lakhs) for the financial year ended 31st March, 2025 and same is subject to the approval of shareholders at the ensuing Annual General Meeting.

SIL INVESTMENTS LIMITED

Note 38 : Employee Benefits:-

(a) Defined benefit plans

(I) Retiring gratuity (Unfunded)

(i) The following table sets out the amounts recognised in the standalone financial statements in respect of retiring gratuity plan:-

	(Rs. in Lakhs)	
Change in defined benefit obligations	For the year ended 31 st March, 2025	For the year ended 31 st March, 2024
Obligation at the beginning of the year	27.36	24.55
Past service cost	-	-
Current service cost	2.16	1.27
Interest costs	1.98	1.82
Remeasurement loss/(gain)	(5.42)	(0.27)
Obligation at the end of the year	26.08	27.36
Change in plan assets:		
Fair value of plan assets at the beginning of the year	-	-
Interest income	-	-
Remeasurement gain excluding amount included within employee benefit expense	-	-
Employers' contribution	-	-
Benefits paid	-	-
Assets acquired	-	-
Fair value of plan assets at the end of the year	-	-
Amounts recognised in the balance sheet consist of:-		
Present value of obligation	26.08	27.36
	26.08	27.36
Expense recognised in the Statement of Profit and Loss consists of:-		
Employee benefits expense:-		
Total service cost	2.16	1.27
Net interest expense	1.98	1.82
	4.14	3.09
Amount recognised in other comprehensive income:-		
Actuarial loss /(gain) arising from changes in financial assumption	0.77	0.28
Actuarial loss/(gain) arising from changes in experience adjustments	0.44	(0.55)
	1.21	(0.27)
(ii) Key assumptions used in the measurement of retiring gratuity is as below:		
Discount rate (per annum)	6.93%	7.23%
Rate of escalation in salary (per annum)	6.00%	6.00%

- (iii) The table below outlines the effect on retiring gratuity obligation in the event of a decrease/increase of 0.50% in the assumptions used.

As at March 31, 2025

Assumption	Change in assumption	Impact on obligation	
		Increase	Decrease
Discount rate	Increase by 0.50%, decrease by 0.50%	0.59	0.64
Salary rate	Increase by 0.50%, decrease by 0.50%	0.14	(0.14)

As at March 31, 2024

Assumption	Change in assumption	Impact on obligation	
		Increase	Decrease
Discount rate	Increase by 0.50%, decrease by 0.50%	(0.80)	0.86
Salary rate	Increase by 0.50%, decrease by 0.50%	0.33	(0.32)

The above sensitivities may not be representative of the actual change as it is unlikely that the change in assumptions would occur in isolation of one another as some of the assumptions may be correlated.

(iv) Projected Plan Cash Flow :

The table below shows the expected cash flow profile of the benefits to be paid to the current membership of the plan based on past service of the employees as at the valuation date :

(Rs. in Lakhs)

Maturity Profile	Year ended 31.03.2025	Year ended 31.03.2024
Expected benefits for 0 to 1 year	18.98	0.58
Expected benefits for 1 to 2 year	0.13	17.32
Expected benefits for 2 to 3 year	0.14	0.17
Expected benefits for 3 to 4 year	0.14	0.17
Expected benefits for 4 to 5 year	0.16	0.17
Expected benefits for 5 to 6 year	0.16	0.17
Expected benefits for 6 year and above	7.17	8.79

(b) (i) Other Long Term Benefits

Other Long Term Benefits include compensated absences. The liability towards other long term benefits is determined by independent actuary at every balance sheet date. Amounts recognised in the balance sheet consist of:

Particulars	Year ended 31 st March, 2025 Leave Encashment	Year ended 31 st March, 2024 Leave Encashment
Change in defined benefit obligation:		
Obligation at the beginning of the year	52.04	28.64
Past service cost		
Current service Cost	6.11	4.31
Interest costs	3.76	2.12
Remeasurement (Gain)/ Loss	1.65	19.44
Benefits paid	(14.04)	(2.47)
Obligation at the end of the year	49.52	52.04

(Rs. in Lakhs)

	Year ended 31 st March, 2025 Leave Encashment	Year ended 31 st March, 2024 Leave Encashment
Expense recognised in the Statement of Profit and Loss consists of:-		
Employee benefits expense:-		
Total service cost	6.11	4.31
Net interest expense	3.76	2.12
Remeasurement (Gain)/ Loss	1.65	19.44
	11.52	25.87
Amount recognised in other comprehensive income:-		
Actuarial gain arising from changes in financial assumption	-	-
Actuarial loss / (gain) arising from changes in experience adjustments	-	-
	-	-

(ii) Key assumptions used in the measurement of compensated absences is as below:

Discount Rate (per annum)	6.93%	7.23%
Salary increase rate (per annum)	6.00%	6.00%

The table below outlines the effect on compensated absences in the event of a decrease/increase of 0.50% in the assumptions used.

As at 31st March, 2025

Assumption	Change in assumption	Impact on obligation	
		Increase	Decrease
Discount rate	Increase by 0.50%, decrease by 0.50%	(0.72)	0.76
Salary rate	Increase by 0.50%, decrease by 0.50%	0.77	(0.73)

As at 31st March, 2024

Assumption	Change in assumption	Impact on obligation	
		Increase	Decrease
Discount rate	Increase by 0.50%, decrease by 0.50%	(0.97)	1.02
Salary rate	Increase by 0.50%, decrease by 0.50%	1.02	(0.98)

The above sensitivities may not be representative of the actual change as it is unlikely that the change in assumptions would occur in isolation of one another as some of the assumptions may be correlated.

Projected Plan Cash Flow :

The table below shows the expected cash flow profile of the benefits to be paid to the current membership of the plan based on past service of the employees as at the valuation date :

Maturity Profile	Year ended 31 st March, 2025	Year ended 31 st March, 2024
Expected benefits for 0 to 1 year	41.14	1.97
Expected benefits for 1 to 2 year	0.17	42.27
Expected benefits for 2 to 3 year	0.17	0.15
Expected benefits for 3 to 4 year	0.16	0.15
Expected benefits for 4 to 5 year	0.16	0.14
Expected benefits for 5 to 6 year	0.15	0.14
Expected benefits for 6 year and above	7.56	7.23

Note 39 : Related parties as identified by the Company**A. Related parties and their relationships****I Key Management Personnel and their relatives**

Mrs. Shalini Nopany	Managing Director
Mr. C. S. Nopany	Chairman and relative of Managing Director
Mr. Brij Mohan Agarwal	Director-in-Charge
Mr. Sanjay Goenka	Independent Director
Mr. Sanjay Kumar Maheshwary	Independent Director
Mr. Abhrajit Dutta	Independent Director
Mr. Shrikant Mantri	Independent Director
Mr. Lokesh Gandhi ^	Company Secretary
Mr. Vikas Baheti ^	Chief Financial Officer

^ under the Companies Act, 2013

B. Transactions with related parties

(Rs. in Lakhs)

Transactions	For the year ended 31 st March, 2025	For the year ended 31 st March, 2024
Details of remuneration paid to Company's KMPs:-		
(i) Remuneration		
Mrs. Shalini Nopany	143.98	92.85
Mr. Vikas Baheti	11.50	24.97
Mr. Manoj Kumar Jain	43.17	0.00
Mr. Lokesh Gandhi	32.19	28.37
	230.84	146.19
(ii) Commission to Directors *		
Mr. C. S. Nopany	0.50	0.50
Mr. Brij Mohan Agarwal	0.50	0.50
Mr. Sanjay Goenka	0.00	0.50
Mr. Sanjay Kumar Maheshwary	0.50	0.00
Mr. Abhrajit Dutta	0.50	0.50
Mr. Shrikant Mantri	0.50	0.50
	2.50	2.50
(iii) Directors Sitting Fees		
Mr. C. S. Nopany	0.33	0.38
Mr. Sanjay Goenka	0.35	0.60
Mr. Sanjay Kumar Maheshwary	0.33	0.00
Mr. Abhrajit Dutta	0.78	0.48
Mr. Shrikant Mantri	0.78	0.58
	2.55	2.03

* Commission is approved by the Board of Directors within the limit as approved by the shareholders of the Company and will be paid post adoption of annual accounts by the shareholders.

C. Outstanding Balances

Particulars	As at 31 st March, 2025	As at 31 st March, 2024 ⁱⁱ
Details of remuneration paid to Company's KMPs		
Short term employee benefit	-	-
Other long term benefit	76.40	79.40

SIL INVESTMENTS LIMITED

Note 40 : (A) Fair valuation techniques

The Group maintains policies and procedures to value financial assets or financial liabilities using the best and most relevant data available. The fair values of the financial assets and liabilities are included at the amount that would be received to sell an asset or paid to transfer a liability in an orderly transaction between market participants at the measurement date.

Particulars	(Rs. in Lakhs)			
	As at 31 st March, 2025		As at 31 st March , 2024	
	Carrying Value	Fair Value	Carrying Value	Fair Value
Financial Assets				
(i) At fair value through profit & Loss				
Investment in Mutual Funds	4138.04	4138.04	6845.57	6845.57
Investment in Debt Securities	-	-	-	-
Investment in Alternate Investment Funds	4754.74	4754.74	-	-
(ii) At fair value through Other Comprehensive Income				
Investment in Equity Share	310845.14	310845.14	202781.93	202781.93
Investment in Alternate Investment Funds	-	-	-	-
(iii) at amortised Cost				
Cash and cash equivalents	1,379.18	1,379.18	2,079.71	2,079.71
Bank balance other than above	6,499.26	6,499.26	4,220.34	4,220.34
Other receivables	264.20	264.20	32.65	32.65
Loans	10.00	10.00	-	-
Investments in Debt Securities	14,780.31	14,780.31	14,905.40	14,905.40
Other financial assets	139.67	139.67	129.09	129.09
Total Financial Assets	3,42,810.54	3,42,810.54	2,30,994.68	2,30,994.68
Financial Liabilities				
(i) At Amortised Cost				
Trade Payables	13.81	13.81	2.38	2.38
Borrowing	-	-	-	-
Other financial liabilities	74.42	74.42	147.31	147.31
Total Financial Liabilities	88.23	88.23	149.69	149.69

The following methods and assumptions were used to estimate the fair values:

- Fair value of cash and bank, other receivables, loans and other financial assets and other financial liabilities approximate their carrying amounts largely due to the short-term maturities of these instruments.
- Fair value of investments in subsidiaries are measured at cost hence not disclosed in above table.

B. Fair value hierarchy

All financial assets and liabilities for which fair value is measured in the financial statements are categorised within the fair value hierarchy, described as follows:

Level 1 - Quoted prices in active markets;

Level 2 - Inputs other than quoted prices included within Level 1 that are observable, either directly or indirectly; and

Level 3 - Inputs that are not based on observable market data.

a. Financial assets and liabilities measured at fair value - recurring fair value measurements

This section explains the judgements and estimates made in determining the fair values of the financial instruments that are:

- recognised and measured at fair value and
- measured at amortised cost.

To provide an indication about the reliability of the inputs used in determining fair value, the Group has classified its financial instruments into the three levels prescribed under the accounting standard. An explanation of each level follows underneath the table.

The following table presents the fair value measurement hierarchy of financial assets and liabilities, which have been measured subsequent to initial recognition at fair value as at 31st March, 2025 and 31st March 2024.

(Rs. in Lakhs)

	As at 31 st March, 2025			As at 31 st March, 2024		
	Level 1	Level 2	Level 3	Level 1	Level 2	Level 3
Investments						
- Debt oriented mutual fund	4,138.04	-	-	6,845.57	-	-
- Investment in Alternate Investment Funds	4,754.74					
- Quoted equity shares	2,73,245.70	-	-	1,76,420.25	-	-
- Unquoted equity shares	-	-	37,600.25	-	-	26,361.68
- Preference shares	-	-	-	-	-	-
- Equity oriented mutual fund	-	-	-	-	-	-
	2,73,245.70	-	37,600.25	1,76,420.25	-	26,361.68

During the period ended 31st March, 2025 and 31st March, 2024, there were no transfers between Level 1, Level 2 and Level 3 fair value measurements, and no transfer into and out of Level 3 fair value measurements.

Valuation technique used to determine fair value

- The fair value of investments in quoted equity shares, alternate investment funds and mutual funds are based on the current bid price of respective investment as at the balance sheet date.
- In case of unquoted equity shares, the Group has used valuation report of external valuer. Valuation was derived using discounted cash flow method which was based on present value of the expected future economic benefit.

Note 41 : Financial Risk Management objectives and policies

The Company's activities are exposed to a variety of financial risks from its operations. The key financial risks include market risk (including interest rate risk and foreign currency risk), credit risk and liquidity risk. The company's overall risk management policy seeks to minimize potential adverse effects on company's financial performance.

41.01 Credit risk

Credit risk is the risk of financial loss to the Group if a customer or counterparty to a financial instrument fails to meet its contractual obligations and arises principally from the Group's other receivables, cash and cash equivalents, and financial assets measured at amortised cost. Exposure to credit risk is mitigated through regular monitoring of collections, counterparty's creditworthiness and diversification in exposure.

i. Exposure to credit risk

The carrying amount of financial assets represents maximum amount of credit exposure. The maximum exposure to credit risk is as per the table below, it being total of carrying amount of cash and cash equivalent, trade and other receivables and financial assets measured at amortised cost.

(Rs. in Lakhs)

Particulars	As at 31 st March, 2025	As at 31 st March, 2024 ^a
Maximum exposure to credit risk	23,072.62	21,367.19

ii. Expected Credit Loss (ECL) on Financial Assets

The Group continuously monitors all financial assets subject to ECLs. In order to determine whether an instrument is subject to 12 months ECL (12m ECL) or life time ECL (LTECL), the Group assesses whether there has been a significant increase in credit risk or the asset has become credit impaired since initial recognition. The Group applies following quantitative and qualitative criteria to assess whether there is significant increase in credit risk or the asset has been credit impaired:

- Historical trend of collection from counterparty
- Group's contractual rights with respect to recovery of dues from counterparty.
- Credit rating of counterparty and any relevant information available in public domain.

ECL is a probability weighted estimate of credit losses. It is measured as the present value of cash shortfalls (i.e. the difference between the cash flows due to the Group in accordance with contract and the cash flows that the Group expects to receive). The Company has three types of financial assets that are subject to the expected credit loss:

- Cash and cash equivalent.
- Other receivables.
- Investment in debt securities measured at amortised cost.

The Company does not have any exposure to loan given hence provision as per Expected credit loss is not required.

iii. Other Receivables

Exposures of receivables are reviewed at the end of each reporting period by the Group to determine expected credit losses. Historical trends of collection from counterparties on timely basis reflects low level of credit risk. As the Group has a contractual right to such receivables as well as the control over such funds due from customers, the Group does not estimate any credit risk in relation to such receivables.

iv. Cash and Cash Equivalents

The Group holds cash and cash equivalents and other bank balances as per note 2 and 3. The credit worthiness of such bank is evaluated by the management on an ongoing basis and is considered to be high.

v. Investment in Debt Securities measured at amortised cost

The Group has made investments in debt securities. Funds are invested after taking into account parameters like safety, liquidity and post tax returns, etc. The Group avoids concentration of credit risk by spreading them over several counterparties with good credit rating profile and sound financial position. The Group's exposure and credit ratings of its counterparties are monitored on an ongoing basis.

41.02 Liquidity Risk

Liquidity risk is defined as the risk that the Group will encounter difficulty in meeting obligations associated with financial liabilities that are settled by delivering cash or another financial asset. Liquidity risk arises because of the possibility that the Group might be unable to meet its payment obligations when they fall due as a result of mismatches in the timing of the cash flows under both normal and stress circumstances. Such scenarios could occur when funding needed for illiquid asset positions is not available to the Group on acceptable terms. To limit this risk, management has adopted a policy of managing assets with liquidity in mind and monitoring future cash flows and liquidity on a regular basis. The Group has developed internal control processes for managing liquidity risk.

The Group maintains a portfolio of highly marketable and diverse assets that are assumed to be easily liquidated in the event of an unforeseen interruption in cash flow. The Group assesses the liquidity position under a variety of scenarios, giving due consideration to stress factors relating to both the market in general and specifically to the Group.

Exposure to Liquidity Risk

The table below analyses the Group's financial liabilities into relevant maturity pattern based on their contractual maturities for all financial liabilities.

As at 31st March, 2025	Upto 12 months	1-5 years	More than 5 year	Total
Trade Payables	13.81	-	-	13.81
Borrowing	-	-	-	-
Other financial liabilities	74.42	-	-	74.42
As at 31st March , 2024	Upto 12 months	1-5 years	More than 5 year	Total
Trade payables	2.38	-	-	2.38
Borrowing	-	-	-	-
Other financial liabilities	147.31	-	-	147.31

41.03 Market Risk

Market risk is the risk of loss of future earnings, fair values or future cash flows related to financial instrument that may result from adverse changes in market rates and prices (such as interest rates, other prices). The Group is exposed to market risk primarily related to interest rate risk and price risk.

(i) Interest Rate Risk

The group's investments are primarily in fixed rate interest / dividend bearing instruments. Accordingly, the exposure to interest rate risk is also insignificant.

(ii) Price Risk

Price risk is the risk that the value of the financial instrument will fluctuate as a result of changes in market prices and related market variables including interest rate change whether caused by factors specific to an individual investment, its issuer or the market. The Group's exposure to price risk arises from investments in equity securities and debts securities are as follows:

Particulars	(Rs. in Lakhs)	
	As at 31 st March, 2025	As at 31 st March, 2024
Maximum exposure to credit risk	3,29,763.49	2,24,532.90

The Company's exposure to equity securities risk arises from investments held by the Company and classified in the Balance Sheet as fair value through OCI / valued at cost. The Company's exposure to securities price risk arises from investments held in mutual funds, debt securities and classified in the balance sheet at fair value through profit or loss. NAV of these investments are available from the mutual fund houses. To manage its price risk arising from such investments, the Company has diversified its portfolio.

Sensitivity Analysis

The table below sets out the effect on profit or loss and equity due to reasonable possible weakening / strengthening

Particulars	As at 31 st March, 2025	As at 31 st March, 2024
Effect on profit and loss		
5% increase in the prices	945.92	1087.55
5% decrease in the prices	-945.92	-1087.55
Effect on other comprehensive income		
5% increase in the prices	15542.26	10139.10
5% decrease in the prices	-15542.26	-10139.10

41.04 Foreign Currency Risk

Foreign currency risk is the risk that the fair value or future cash flows of an exposure will fluctuate because of changes in foreign exchange rates. The Holding Company has long term investment, loans given and other receivables in/from foreign wholly owned subsidiary company. Therefore Holding Company's exposure to foreign currency risk is limited.

Note 42 : Capital Management

Equity share capital and other equity are considered for the purpose of Group's capital management. The Group manages its capital in a manner which enables it to safeguard its ability to continue as a going concern and to optimise returns to the Shareholders. The capital structure of the Group is based on management's judgement of its strategic and day-to-day needs with a focus on total equity so as to maintain investor, creditors and market confidence. The funding requirements are met through operating cash flows and other equity. The management monitors the return on capital and the Board of Directors monitors the level of dividends paid to shareholders of the Group. The Group may take appropriate steps in order to maintain, or if necessary adjust, its capital structure.

Note 43 : Significant accounting judgements, estimates and assumptions

The preparation of the Group's financial statements requires management to make judgements, estimates and assumptions that affect the reported amounts of revenues, expenses, assets and liabilities, and the accompanying disclosures, and the disclosure of contingent liabilities. Uncertainty about these assumptions and estimates could result in outcomes that require a material adjustment to the carrying amount of assets or liabilities affected in future periods.

JUDGEMENTS

In the process of applying the Group's accounting policies, management has made the following judgements, which have the most significant effect on the amounts recognised in the financial statements.

Contingencies

Contingent liabilities may arise from the ordinary course of business in relation to claims against the Group, including legal, contractual, land access and other claims. By their nature, contingencies will be resolved only when one or more uncertain future events occur or fail to occur. The assessment of the existence and potential quantum of contingencies inherently involves the exercise of significant judgement and the use of estimates regarding the outcome of future events.

ESTIMATES AND ASSUMPTIONS

The key assumptions concerning the future and other key sources of estimating the uncertainty at the reporting date, that have a significant risk of causing a material adjustment to the carrying amounts of assets and liabilities within the next financial year, are described below. Existing circumstances and assumptions about future developments, however, may change due to market changes or circumstances arising that are beyond the control of the Group. Such changes are reflected in the assumptions when they occur.

Impairment of non-financial asset

Impairment exists when the carrying value of an asset exceeds its recoverable amount, which is the higher of its fair value less costs of disposal and its value in use. In such cases, the fair value less costs of disposal calculation is based on available data, conducted at arm's length, for similar assets or observable market prices less incremental costs for disposing of the asset.

Taxes

Deferred tax assets are recognised for unused tax losses to the extent that it is probable that taxable profit will be available against which the losses can be utilised. Significant management judgement is required to determine the amount of deferred tax assets that can be recognised, based upon the likely timing and the level of future taxable profits together with future tax planning strategies.

Fair value measurement of financial instruments

When the fair values of financial assets and financial liabilities recorded in the balance sheet cannot be measured based on quoted prices in active markets, their fair value is measured using valuation techniques. The inputs to these models are taken from observable markets where possible, but where this is not feasible, a degree of judgement is required in establishing fair values. Judgements include considerations of inputs such as liquidity risk, credit risk and volatility. Changes in assumptions about these factors could affect the reported fair value of financial instruments. See Note No. 36 and 37 for further disclosures.

Note 44 : Following are the additional disclosures required as per Schedule III to the Companies Act, 2013 vide Notification dated 24th March, 2021;**(a) Details of Benami Property held:**

There are no proceedings which have been initiated or pending against the Group for holding any benami property under the Benami Transactions (Prohibition) Act, 1988 and rules made thereunder.

(b) Wilful Defaulter:

The Group has not been declared as Wilful Defaulter by any Bank or Financial Institution or other Lender.

(c) Relationship with Struck off Companies :

During the year, the Group does not have any transactions with the companies struck off under section 248 of Companies Act, 2013 or section 560 of Companies Act, 1956.

(d) Compliance with number of layers of companies:

The Group has complied with the number of layers prescribed under clause (87) of section 2 of the Act read with Companies (Restriction on number of Layers) Rules, 2017.

(e) Utilisation of Borrowed funds and share premium:

During the financial year ended 31st March 2025 other than the transactions undertaken in the normal course of business and in accordance with extant regulatory guidelines as applicable.

- (i) No funds (which are material either individually or in the aggregate) have been advanced or loaned or invested (either from borrowed funds or share premium or any other sources or kind of funds) by the Group to or in any other person or entity, including foreign entity ("Intermediaries"), with the understanding, whether recorded in writing or otherwise, that the Intermediary shall, whether, directly or indirectly lend or invest in other persons or entities identified in any manner whatsoever by or on behalf of the Company ("Ultimate Beneficiaries") or provide any guarantee, security or the like on behalf of the Ultimate Beneficiaries.
- (ii) No funds (which are material either individually or in the aggregate) have been received by the Group from any person or entity, including foreign entity ("Funding Parties"), with the understanding, whether recorded in writing or otherwise, that the Company shall, whether, directly or indirectly, lend or invest in other persons or entities identified in any manner whatsoever by or on behalf of the Funding Party ("Ultimate Beneficiaries") or provide any guarantee, security or the like on behalf of the Ultimate Beneficiaries.

(f) Undisclosed Income:

The Group does not have any transactions not recorded in the books of accounts that has been surrendered or disclosed as income during the year in the tax assessments under the Income Tax Act, 1961 (such as, search or survey or any other relevant provisions of the Income Tax Act, 1961). Also, there are nil previously unrecorded income and related assets.

(g) Details of Crypto Currency or Virtual Currency:

The Group has not traded or invested in Crypto currency or Virtual Currency during the financial year.

(h) Capital work in progress (CWIP) and Intangible asset:

The Group does not have any Intangible asset under development.

- (i) The Group has not revalued its Property, Plant and Equipment during the year as well as in previous year.

Note 45 : The Consolidated Financial Statements include the accounts of SIL Investments Limited (Parent Company) and its subsidiaries as detailed below:

Name	Country of incorporation	Percentage of Ownership interest as at 31 st March, 2025	Percentage of Ownership interest as at 31 st March, 2024
RTM investment & Trading Company Limited	India	84.79%	84.79%
SCM investment & Trading Company Limited	India	80.52%	80.52%
SIL International PTE Ltd.	Singapore	100.00%	100.00%
SIL Properties Limited.\$	India	85.11%	85.11%
RTM Properties Limited.#	India	97.74%	97.74%

\$ All the share held by SCM Investment & Trading Company limited

All the share held by RTM Investment & Trading Company limited

SIL INVESTMENTS LIMITED

Note 46 : Disclosure of the additional information as required by the Schedule III:

As at and for the year ended 31st March , 2025

Particulars	(Rs. in Lakhs)							
	Net Assets i.e. total assets minus total liabilities		Share in profit or loss		Other Comprehensive Income		Total Comprehensive Income	
	As % of consolidated net assets	Amount	As % of consolidated net assets	Amount	As % of consolidated net assets	Amount	As % of consolidated net assets	Amount
Parent								
SIL Investments Limited	81%	2,58,640.00	86%	2,650.76	87%	80,209.05	87%	82,859.81
Subsidiaries (Indian)								
RTM investment & Trading Company Limited	11%	35,956.58	11%	327.04	8%	7,399.71	8%	7,726.75
SCM investment & Trading Company Limited	9%	28,756.37	6%	182.85	6%	5,059.85	6%	5,242.70
SIL Properties Limited.	1%	2,632.62	-2%	-57.70	0%	251.21	0%	193.52
RTM Properties Limited.	1%	2,892.97	-1%	-29.58	0%	321.41	0%	291.83
Subsidiaries (Foreign)								
SIL International PTE Ltd.	1%	4,378.21	2%	56.02	0%	-	0%	56.02
Non Controlling Interest in all Subsidiaries	-2%	-6,897.93	-1%	-36.03	-1%	-1,248.97	-1%	-1,285.00
Eliminations	-3%	-8,298.63	0%	-	0%	-	0%	-
	100%	3,18,060.19	100%	3,093.36	100%	91,992.26	100%	95,085.63

As at and for the year ended 31st March , 2024

Particulars	(Rs. in Lakhs)							
	Net Assets i.e. total assets minus total liabilities		Share in profit or loss		Other Comprehensive Income		Total Comprehensive Income	
	As % of consolidated net assets	Amount	As % of consolidated net assets	Amount	As % of consolidated net assets	Amount	As % of consolidated net assets	Amount
Parent								
SIL Investments Limited	80%	1,76,045.07	81%	2,387.57	77%	36,358.04	77%	38,745.63
Subsidiaries (Indian)								
RTM investment & Trading Company Limited	13%	28,270.00	10%	306.33	13%	6,364.63	13%	6,670.96
SCM investment & Trading Company Limited	11%	23,517.73	8%	244.05	11%	5,024.92	11%	5,268.97
SIL Properties Limited.	1%	2,415.28	1%	22.06	1%	333.36	1%	355.42
RTM Properties Limited.	1%	2,552.98	1%	28.70	1%	339.20	1%	367.90
Subsidiaries (Foreign)								
SIL International PTE Ltd.	0%	828.26	0%	13.32	0%	3.15	0%	16.48
Non Controlling Interest in all Subsidiaries	-3%	-5,612.93	-2%	-60.52	-3%	-1,224.16	-3%	-1,284.68
Eliminations	-4%	-8,298.63	0%	-	0%	-	0%	-
	100%	2,19,717.76	100%	2,941.51	100%	47,199.15	100%	50,140.68

Note 47 : Maturity Analysis of Assets and Liabilities

The table below shows an analysis of assets and liabilities analysed according to when they are expected to be recovered or settled.

Particulars	(Rs. in Lakhs)					
	As at 31 st March, 2025			As at 31 st March , 2024		
	Within 12 months	After 12 months	Total	Within 12 months	After 12 months	Total
ASSETS						
Financial Assets						
Cash and cash equivalents	1,379.18	-	1,379.18	2,079.71	-	2,079.71
Bank balance other than (a) above	6,499.26	-	6,499.26	4,220.34	-	4,220.34
Receivables						
(i) Other receivables	264.20	-	264.20	32.65	-	32.65
Loans	10.00	-	10.00	-	-	-
Investments	2,82,465.13	52,053.10	3,34,518.23	1,83,574.02	40,958.89	2,24,532.91
Other financial assets	139.67	-	139.67	129.09	-	129.09
Total Financial Assets	2,90,757.44	52,053.10	3,42,810.53	1,90,035.80	40,958.89	2,30,994.69
Non-Financial Assets						
Current tax asset (Net)	-	31.66	31.66	-	43.12	43.12
Deferred tax asset (Net)	-	-	-	-	-	-
Investment property	-	1,209.01	1,209.01	-	1,464.06	1,464.06
Property, plant and equipment	-	9,801.92	9,801.92	-	9,744.18	9,744.18
Capital work in progress	-	-	-	-	-	-
Goodwill	-	0.02	0.02	-	0.02	0.02
Other non-financial assets	22.09	-	22.09	27.87	-	27.87
Total Non-Financial Assets	22.09	11,042.61	11,064.70	27.87	11,251.38	11,279.25
Total Assets	2,90,779.53	63,095.71	3,53,875.24	1,90,063.67	52,210.27	2,42,273.94
LIABILITIES AND EQUITY						
LIABILITIES						
Financial Liabilities						
Trade payables	13.81	-	13.81	2.38	-	2.38
Borrowing	-	-	-	-	-	-
Other financial liabilities	74.42	-	74.42	145.58	1.73	147.31
Total Financial Liabilities	88.23	-	88.23	147.97	1.73	149.69
Non-Financial Liabilities						
Current tax liabilities (Net)	0.25	-	0.25	35.67	-	35.67
Provisions	76.40	-	76.40	79.50	-	79.50
Deferred tax liabilities (Net)	-	32,245.91	32,245.91	-	16,666.98	16,666.98
Other non-financial liabilities	30.92	-	30.92	11.43	-	11.43
Total Non-Financial Liabilities	107.57	32,245.91	32,353.48	126.60	16,666.98	16,793.58
Net Assets	2,90,583.72	30,849.80	3,21,433.53	1,89,789.10	35,541.57	2,25,330.67

SIL INVESTMENTS LIMITED

Note 48 : The figures of the previous year have been regrouped /rearranged, wherever considered necessary, to confirm current year classifications.

The accompanying notes are an integral part of the financial statements.

As per our report of even date annexed.

For DMKH & Co.

Chartered Accountants
Firm Reg. No. 116886W

Manish Kankani

Partner
Membership No. 158020

Place: Mumbai

Date : 05th May, 2025

For and on behalf of Board of Directors

C. S. Nopany

Chairman
(DIN: 00014587)

Place: Kolkata

Date : 05th May, 2025

Shalini Nopany

Managing Director
(DIN: 00077299)

Abhrajit Dutta

Director
(DIN : 00546556)

Manoj Kumar Jain

Chief Financial Officer
(PAN:ACUPJ7443E)


Brij Mohan Agarwal

Director-in-Charge
(DIN: 03101758)

Lokesh Gandhi

Company Secretary
& Compliance Officer
(Membership No.: F9053)

CONTACT US:

 Pachpahar Road,
Bhawanimandi 326 502 (Rajasthan)

 (07433) 222082

 www.silinvestments.in